



US010130701B2

(12) **United States Patent**
Bickerton et al.

(10) **Patent No.:** **US 10,130,701 B2**
(45) **Date of Patent:** **Nov. 20, 2018**

(54) **CORONAVIRUS**

- (71) **Applicant:** **THE PIRBRIGHT INSTITUTE,**
Pirbright, Woking (GB)
- (72) **Inventors:** **Erica Bickerton,** Woking (GB); **Sarah Keep,** Woking (GB); **Paul Britton,** Woking (GB)
- (73) **Assignee:** **THE PIRBRIGHT INSTITUTE,**
Woking, Pirbright (GB)
- (*) **Notice:** Subject to any disclaimer, the term of this patent is extended or adjusted under 35 U.S.C. 154(b) by 0 days.

- (21) **Appl. No.:** **15/328,179**
- (22) **PCT Filed:** **Jul. 23, 2015**
- (86) **PCT No.:** **PCT/GB2015/052124**
§ 371 (c)(1),
(2) **Date:** **Jan. 23, 2017**
- (87) **PCT Pub. No.:** **WO2016/012793**
PCT Pub. Date: **Jan. 28, 2016**

(65) **Prior Publication Data**
US 2017/0216427 A1 Aug. 3, 2017

(30) **Foreign Application Priority Data**
Jul. 23, 2014 (GB) 1413020.7

(51) **Int. Cl.**
A61K 39/215 (2006.01)
C12N 7/00 (2006.01)
C12N 9/12 (2006.01)
A61K 39/00 (2006.01)

(52) **U.S. Cl.**
CPC **A61K 39/215** (2013.01); **C12N 7/00** (2013.01); **C12N 9/127** (2013.01); **C12Y 207/07048** (2013.01); **A61K 2039/5254** (2013.01); **A61K 2039/54** (2013.01); **C12N 2770/20021** (2013.01); **C12N 2770/20022** (2013.01); **C12N 2770/20034** (2013.01); **C12N 2770/20051** (2013.01); **C12N 2770/20062** (2013.01)

(58) **Field of Classification Search**
CPC **A61K 39/215**
See application file for complete search history.

(56) **References Cited**
U.S. PATENT DOCUMENTS
7,452,542 B2 * 11/2008 Denison C07K 14/005
424/221.1

FOREIGN PATENT DOCUMENTS
WO WO-2004/092360 A2 10/2004
WO WO-2005/049814 A2 6/2005
WO WO-2007/078203 A1 7/2007
WO WO-2011/004146 A1 1/2011

OTHER PUBLICATIONS

Sperry Journal of Virology, 2005, vol. 79, No. 6, pp. 3391-3400.*
Altschul et al., Basic local alignment search tool. *J. Mol. Biol.* 215: 403-10 (1990).
Ammayappan et al., Identification of sequence changes responsible for the attenuation of avian infectious bronchitis virus strain Arkansas DPI, *Arch. Virol.*, 154(3):495-9 (2009).
Anonymous: "EM_STD:KF377577", Oct. 30, 2013.
Armesto et al., A recombinant avian infectious bronchitis virus expressing a heterologous spike gene belonging to the 4/91 serotype, *PLoS One*, 6(8):e24352 (2011).
Armesto et al., The replicase gene of avian coronavirus infectious bronchitis virus is a determinant of pathogenicity, *PLoS One*, 4(10):e7384 (2009).
Armesto et al., Transient dominant selection for the modification and generation of recombinant infectious bronchitis coronaviruses, *Methods Mol. Biol.*, 454:255-73 (2008).
Ausubel et al., *Short Protocols in Molecular Biology*, 4th edition, Chapter 18 (1999).
Britton et al., Generation of a recombinant avian coronavirus infectious bronchitis virus using transient dominant selection, *J. Virol. Methods*, 123(2):203-11 (2005).
Britton et al., Modification of the avian coronavirus infectious bronchitis virus for vaccine development, *Bioeng. Bugs.*, 3(2):114-9 (2012).
Casais et al., Recombinant avian infectious bronchitis virus expressing a heterologous spike gene demonstrates that the spike protein is a determinant of cell tropism, *J. Virol.*, 77(16):9084-9 (2003).
Casais et al., Reverse genetics system for the avian coronavirus infectious bronchitis virus, *J. Virol.*, 75(24):12359-69 (2001).
Devereux et al., A comprehensive set of sequence analysis programmes for the VAX. *Nucl. Acids Res.* 12: 387-95 (1984).
Cavanagh et al., Manipulation of the infectious bronchitis coronavirus genome for vaccine development and analysis of the accessory proteins, *Vaccine*, 25(30):5558-62 (2007).
International Preliminary Report on Patentability, International Application No. PCT/GB2015/052124, dated Jan. 24, 2017.
International Search Report and Written Opinion, International Application No. PCT/GB2015/052124, dated Oct. 9, 2015.
Larkin et al., Clustal W and Clustal X version 2.0, *Bioinformatics*, 23(21):2947-8 (2007).
Menachery et al., Attenuation and restoration of severe acute respiratory syndrome coronavirus mutant lacking 2'-O-methyltransferase activity, *J. Virol.*, 88(8):4251-64 (2014).
Tatusova et al., BLAST 2 Sequences, a new tool for comparing protein and nucleotide sequences, *FEMS Microbiol. Lett.*, 174(2):247-50 (1999).

(Continued)

Primary Examiner — Bao Q Li
(74) *Attorney, Agent, or Firm* — Marshall, Gerstein & Borun LLP

(57) **ABSTRACT**

The present invention provides a live, attenuated coronavirus comprising a variant replicase gene encoding polyproteins comprising a mutation in one or more of non-structural protein(s) (nsp)-10, nsp-14, nsp-15 or nsp-16. The coronavirus may be used as a vaccine for treating and/or preventing a disease, such as infectious bronchitis, in a subject.

25 Claims, 15 Drawing Sheets
Specification includes a Sequence Listing.

(56)

References Cited

OTHER PUBLICATIONS

Wang et al., Attenuation of porcine reproductive and respiratory syndrome virus strain MN184 using chimeric construction with vaccine sequence, *Virology*, 371(2):418-29 (2008).

Wei et al., Development and characterization of a recombinant infectious bronchitis virus expressing the ectodomain region of S1 gene of H120 strain, *Appl. Microbiol. Biotechnol.*, 98(4):1727-35 (2014).

* cited by examiner

FIGURE 1

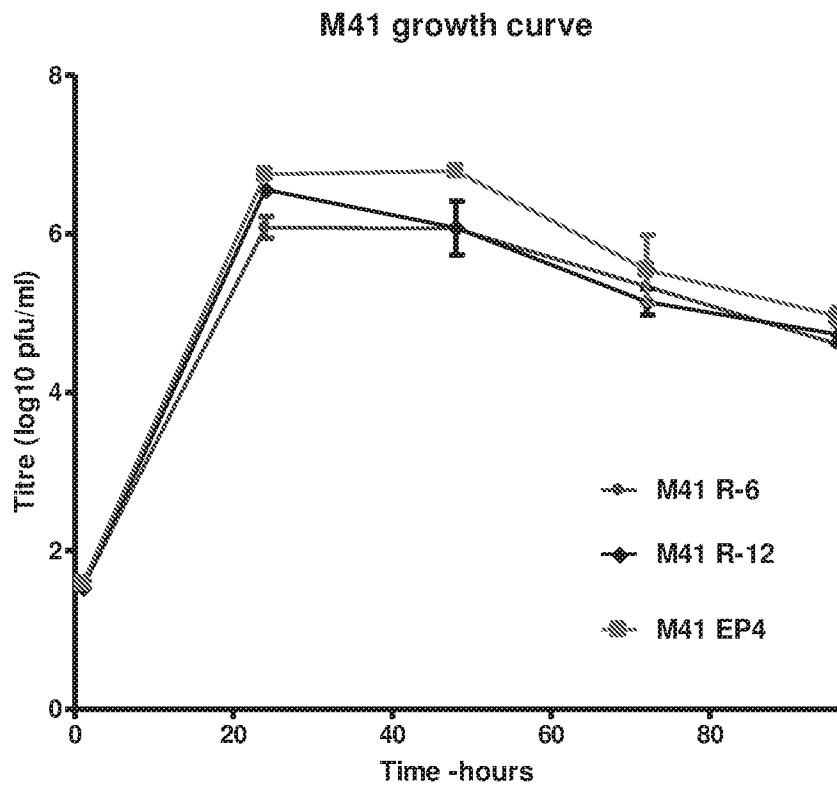


FIGURE 2

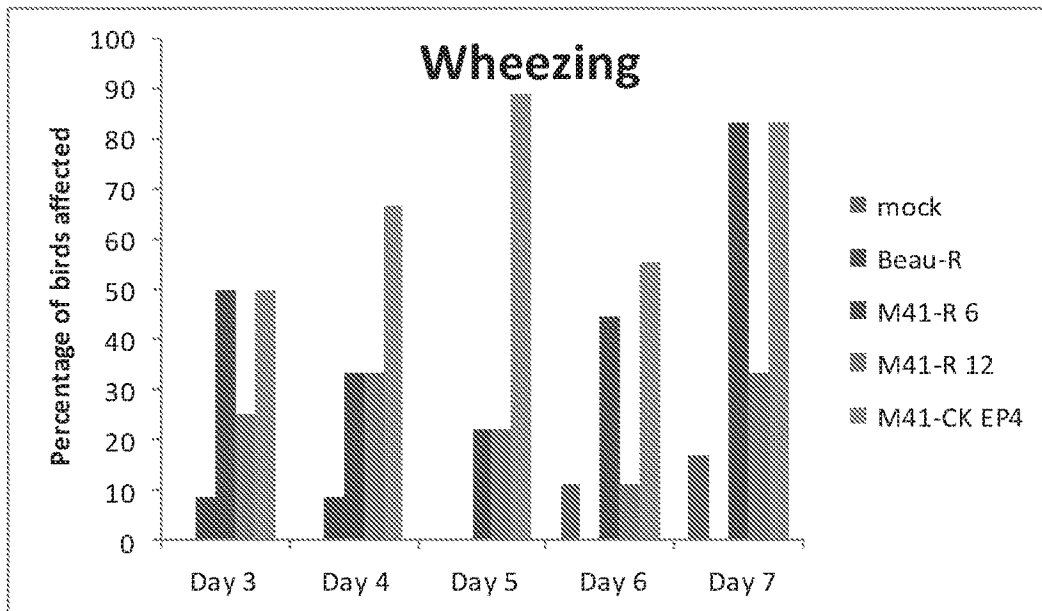
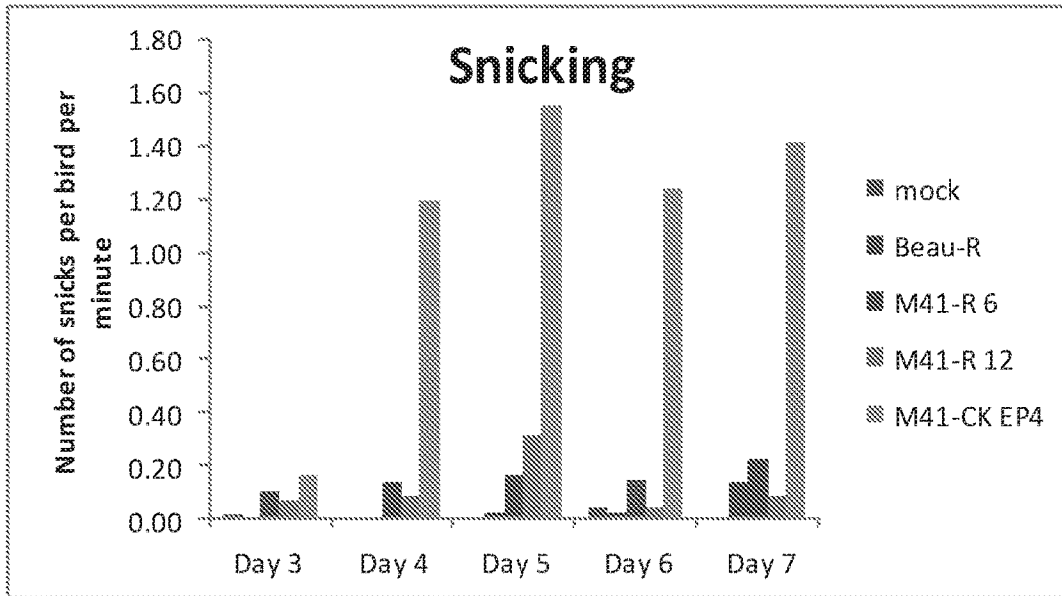


FIGURE 3

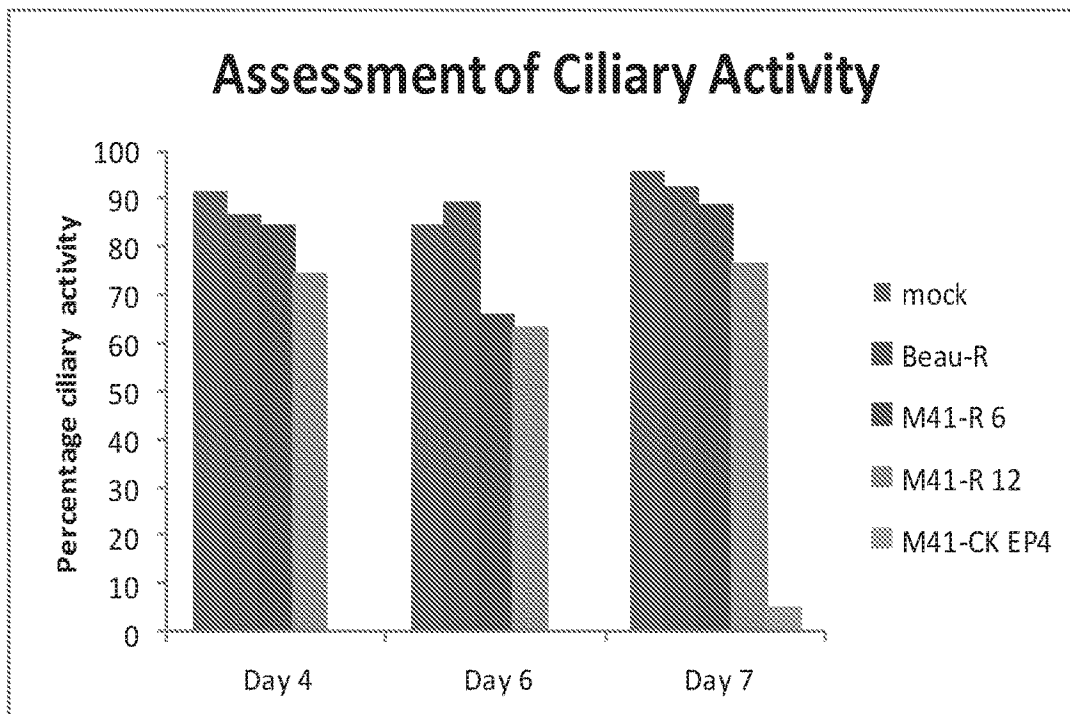


FIGURE 4

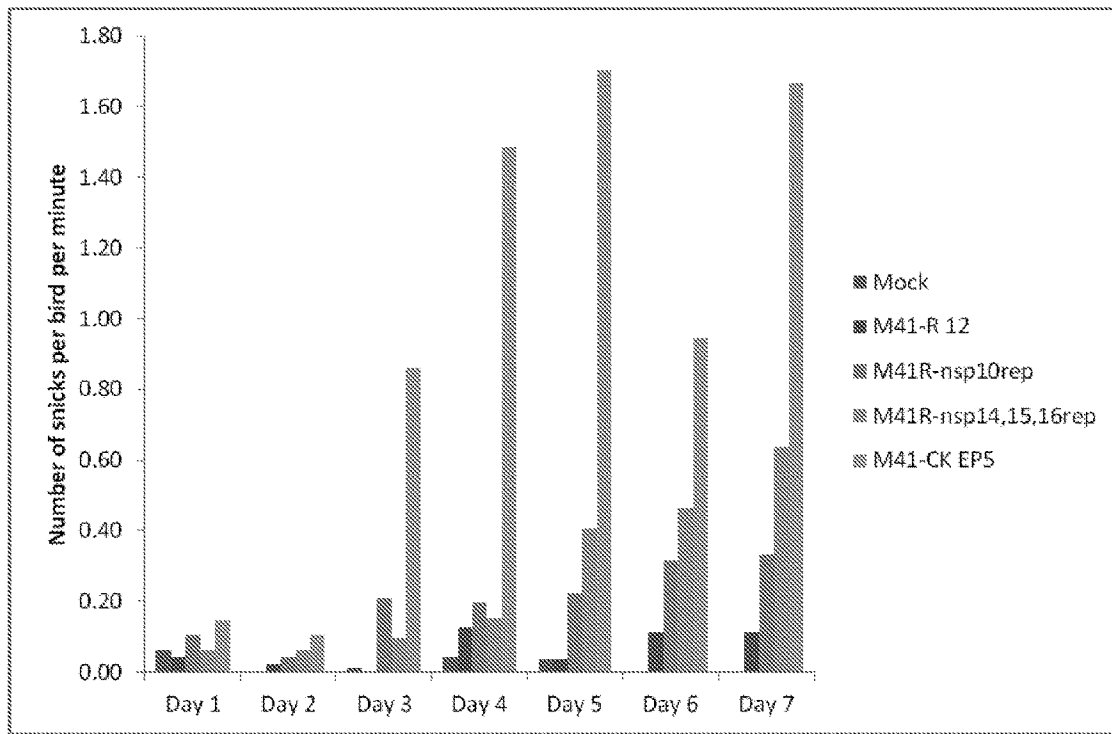


FIGURE 5

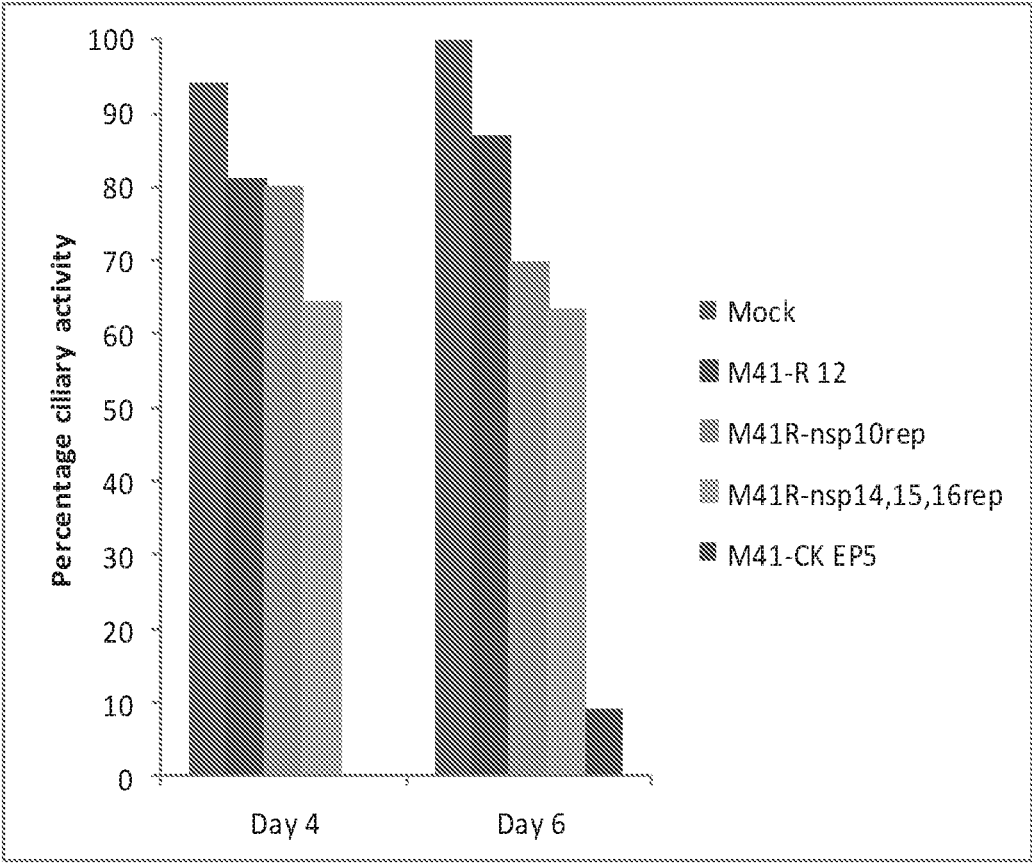


FIGURE 6

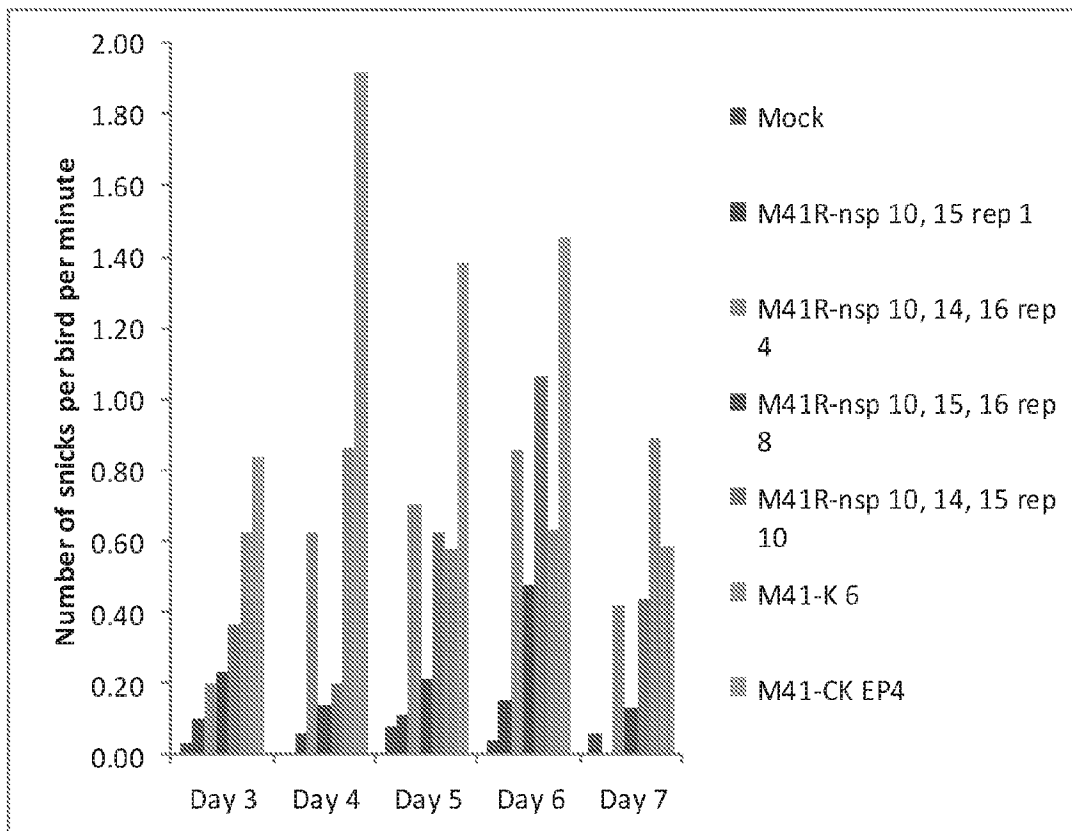


FIGURE 7

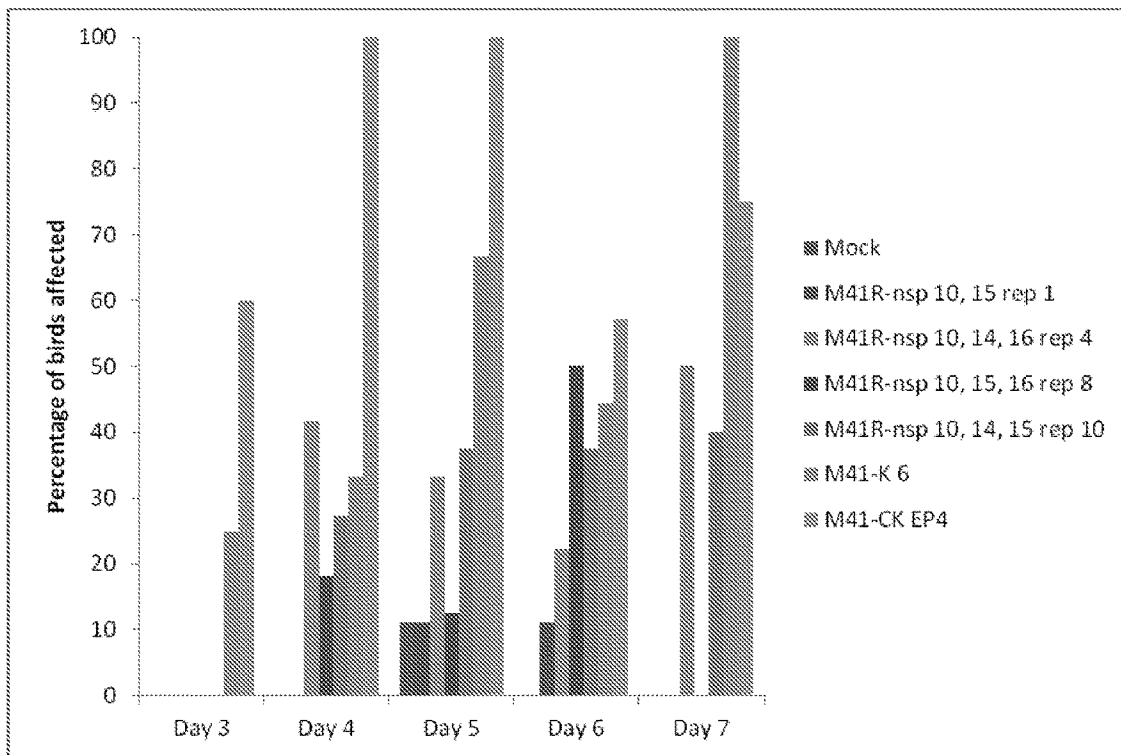


FIGURE 8

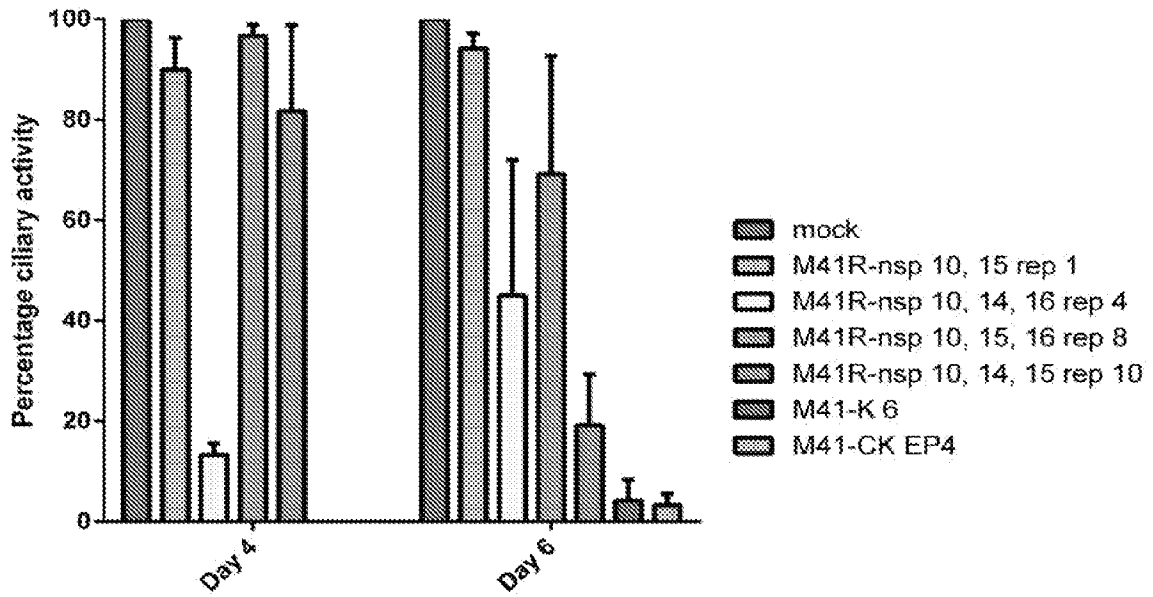
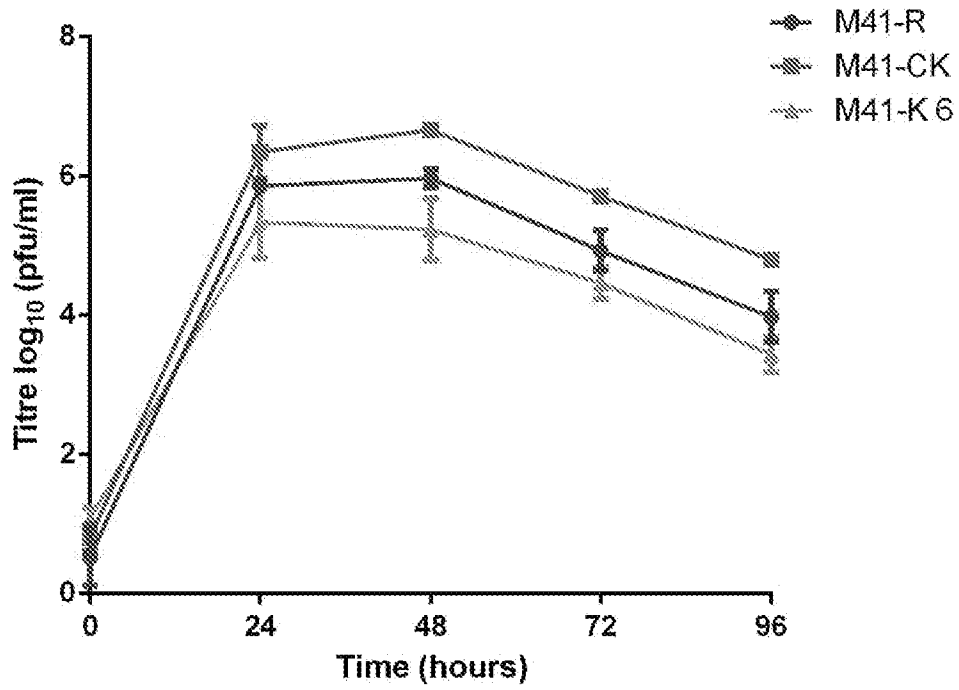


FIGURE 9

A



B

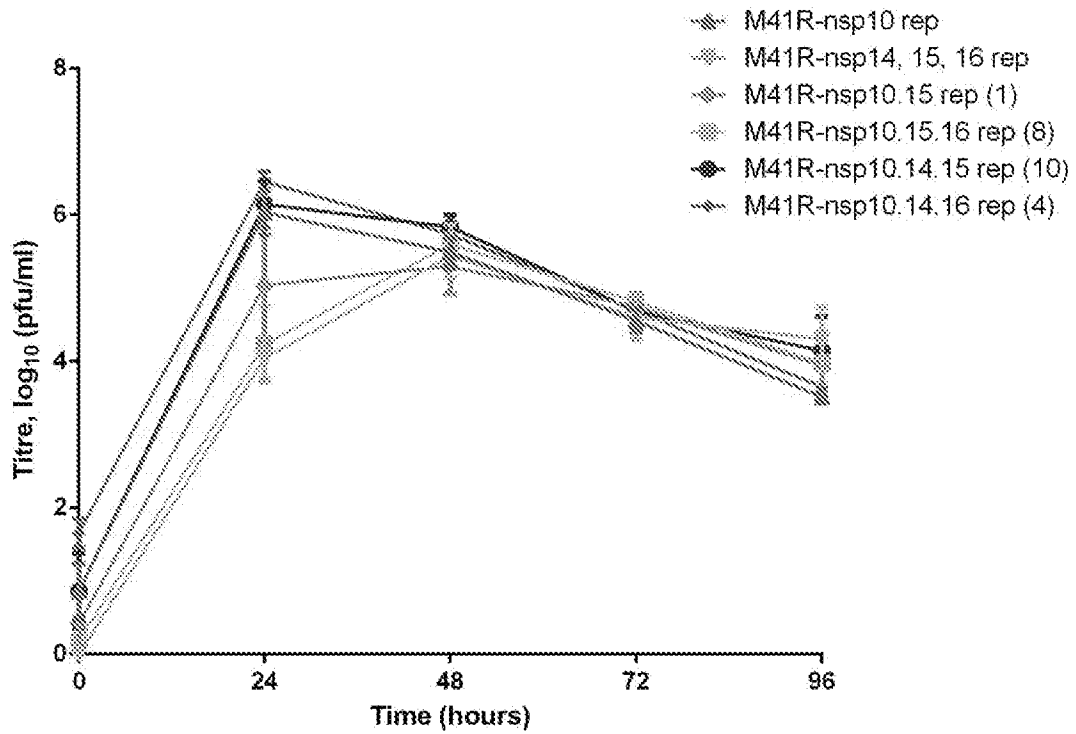


Fig. 10

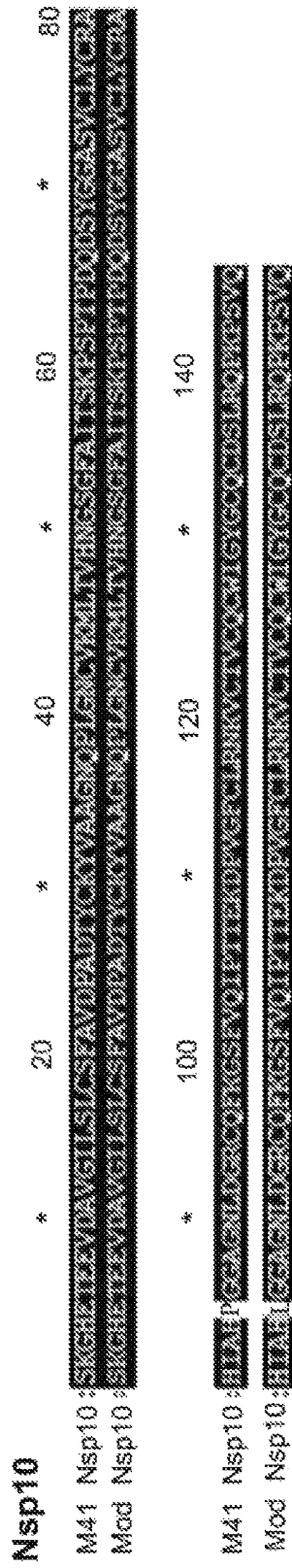


Fig. 10 (cont.)

Nsp14

	*	20	*	40	*	60	*	80
M41 Nsp14:	SIGLEFICNKEEFGCVHPAYAVITKALAAIKVNDLAAALYVNZASSEITTKHINSULGFTQSVNVEGCIMMFTTRIZAIR							
Mod Nsp14:	SIGLEFICNKEEFGCVHPAYAVITKALAAIKVNDLAAALYVNZASSEITTKHILISLIGFTQSVNVEGCIMMFTTRIZAIR							
	*	100	*	120	*	140	*	160
M41 Nsp14:	VIRGVGFDWEATHACGTNIGTINLPPQVGRSTGADFFVTPZGLVDTSIGNNEFPVNSKAPPGZOPNHLRALFKSAKEGHI							
Mod Nsp14:	VIRGVGFDWEATHACGTNIGTINLPPQVGRSTGADFFVTPZGLVDTSIGNNEFPVNSKAPPGZOPNHLRALFKSAKEGHI							
	*	180	*	200	*	220	*	240
M41 Nsp14:	VREPRIVQMLADNMLCNVSDCVVEVWCHGLELITLRYFVKIGKIQVCSCGSRATTFNSHTQAYACKWIKHICIGTDFVYNELLY							
Mod Nsp14:	VREPRIVQMLADNMLCNVSDCVVEVWCHGLELITLRYFVKIGKIQVCSCGSRATTFNSHTQAYACKWIKHICIGTDFVYNELLY							
	*	260	*	280	*	300	*	320
M41 Nsp14:	DIOCKGYSERLQFNHDLICNVGHEARVASADAIMTRGLATRNLFQDVRNMLTYPHIANDEEVNSSCYLQRMILKACVH							
Mod Nsp14:	DIOCKGYSERLQFNHDLICNVGHEARVASADAIMTRGLATRNLFQDVRNMLTYPHIANDEEVNSSCYLQRMILKACVH							
	*	340	*	360	*	380	*	400
M41 Nsp14:	ALKVINVYDIENPKGKICVVRGDLNFRFYDKNPIVWVKQEFYDYNQHKIKFADGLCHFNQVVICYPDINSIVCRYDTRK							
Mod Nsp14:	ALKVINVYDIENPKGKICVVRGDLNFRFYDKNPIVWVKQEFYDYNQHKIKFADGLCHFNQVVICYPDINSILCRYDTRK							
	*	420	*	440	*	460	*	480
M41 Nsp14:	LSVFNLPGCGGGSILVVKKHAFTIKFKFDRISFRNLKAMPFFFIDSSPCETIQDGVACDMLVSLATKDCITKONIGGAVCKK							
Mod Nsp14:	LSVFNLPGCGGGSILVVKKHAFTIKFKFDRISFRNLKAMPFFFIDSSPCETIQDGVACDMLVSLATKDCITKONIGGAVCKK							
	*	500	*	520				
M41 Nsp14:	HMQYADQVTSYNAAVTAGFTFVWVNNINPYNLWKSFSALO							
Mod Nsp14:	HMQYADQVTSYNAAVTAGFTFVWVNNINPYNLWKSFSALO							

Fig. 10 (cont.)

Nsp15

	*	20	*	40	*	60	*	80
M41 Nsp15:	S I D N I A Y R N K G G H Y D N I G D M P T I V I G K V F V I D Q S V E K A V E T T N O T I L P T S V A F E L Y A K P N I R T L N N R I I L K G L G V I V E							
Mod Nsp15:	S I D N I A Y R N K G G H Y D A I G E M P T I V I G K V F V I D Q S V E K A V E T T N O T I L P T S V A F E L Y A K P N I R T L N N R I I L K G L G V I V E							

	*	100	*	120	*	140	*	160
M41 Nsp15:	N G F V I N D Y T K Q T F L Y R N I V K V C A Y T I D I E P N G L I V L Y D D R Y G D Y Q S F L A A I M A V L V S T Q C K R Y S Y V E I P S N I L V Q N G I P I							
Mod Nsp15:	N G F V I N D Y T K Q T F L Y R N I V K V C A Y T I D I E P N G L I V L Y D D R Y G D Y Q S F L A A I M A V L V S T Q C K R Y S Y V E I P S N I L V Q N G I P I							

	*	180	*	200	*	220	*	240
M41 Nsp15:	K D S A N L Y V Y K R V I N G A F V I L P N T		I N T O G R S Y E T E F P R S I W E R D E F L M S E S E S E V E K Y G K E I G L Q H I I Y G Z V K P O L G G L I T V					
Mod Nsp15:	K D G A N L Y V Y K R V I N G A F V I L P N T		I N T O G R S Y E T E F P A S I W E R D E F L M S Z S E S E V E K Y G K E I G L Q H I I Y G Z V K P O L G G L I T V					

	*	260	*	280	*	300	*	320
M41 Nsp15:	I G Y C R L L R A N K L N A K S V I N S D S D W M Q N Y F V L A D N G S Y K Q V C T V D I L L D F L E L L R N I L K E Y G T N K S K V T V S I D Y H S I N							
Mod Nsp15:	I G Y C R L L R A N K L N A K S V I N S D S D W M Q N Y F V L A D N G S Y K Q V C T V D I L L D F L E L L R N I L K E Y G T N K S K V T V S I D Y H S I N							

	*
M41 Nsp15:	E M I N E D I G I I K T C I P O L C
Mod Nsp15:	E M I N E D I G I I K T C I P O L C

Fig. 10 (cont.)

Nsp16

		*	20	*	40	*	60	*	80		
M41 Nsp16	:	SAPTCGGYMEELKRVQNCVMEPCNHPNYGVGIALPSGIMANVAKTOLCOYLSTKTLQVPHMRVWHRGAGSDKGVAPES									
Mod Nsp16	:	SAPTCGGYMEELKRVQNCVMEPCNHPNYGVGIALPSGIMANVAKTOLCOYLSTKTLQVPHMRVWHRGAGSDKGVAPES									
		*	100	*	120	*	140	*	180		
M41 Nsp16	:	IVLKCZLPEGCLLVINDIDVDYVSDARVSVLSDCNKYKTEHKFDLIVLSIMYTDNDSKRKHDEGYIANNCHDQVFTYLSDFLE									
Mod Nsp16	:	IVLKCZLPEGCLLVINDIDVDYVSDARVSVLSDCNKYKTEHKFDLIVLSIMYTDNDSKRKHDEGYIANNCHDQVFTYLSDFLE									
		*	180	*	200	*	220	*	240		
M41 Nsp16	:	MMLALGGSFAVKVTESSHEVLYDILQDCAKWTNPGTAVWASSSEAFI							GVNYLGASEKVKVSGKTLHANYIIPRRCNTI		
Mod Nsp16	:	MMLALGGSFAVKVTESSHEVLYDILQDCAKWTNPGTAVWASSSEAFI							GVNYLGASEKVKVSGKTLHANYIIPRRCNTI		
		*	260	*	280	*	300				
M41 Nsp16	:	QESAYSIFIVAKFDLRRLKATPVVNLKTEPKTDLVFNLIKCGKLLVRIYVGNISFISDSFVCI									
Mod Nsp16	:	QESAYSIFIVAKFDLRRLKATPVVNLKTEPKTDLVFNLIKCGKLLVRIYVGNISFISDSFVCI									

Fig. 11A

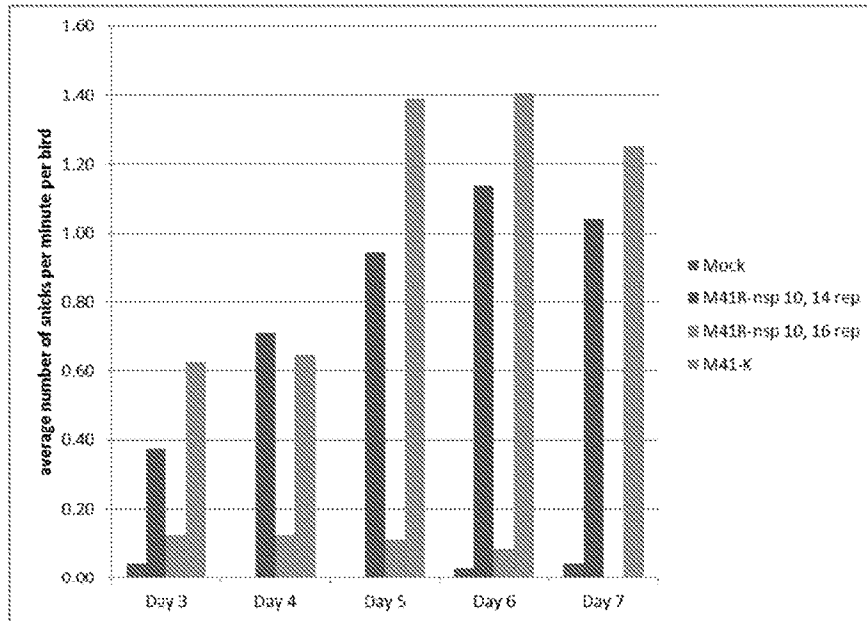


Fig. 11B

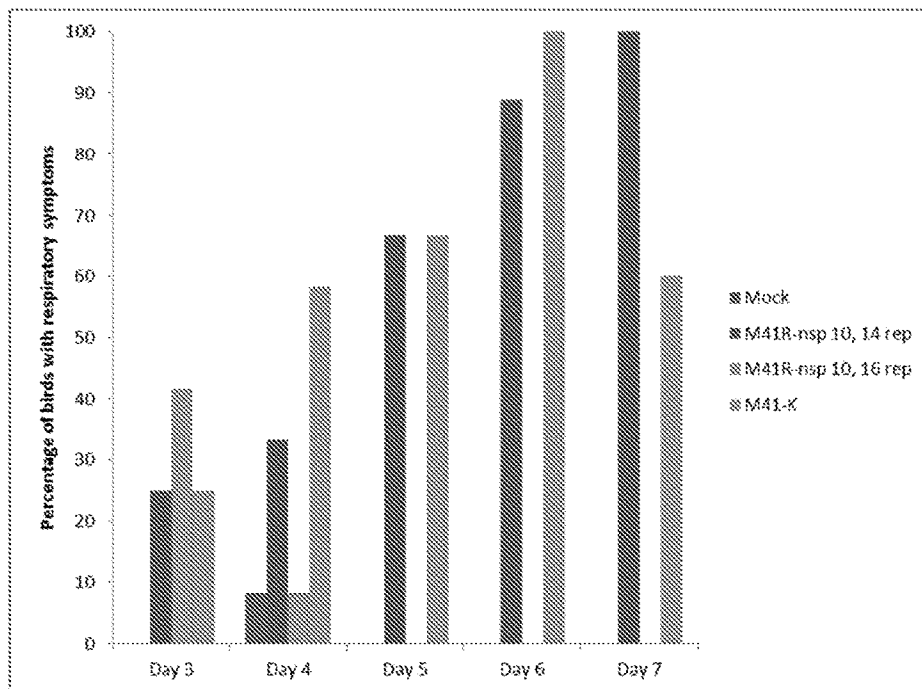
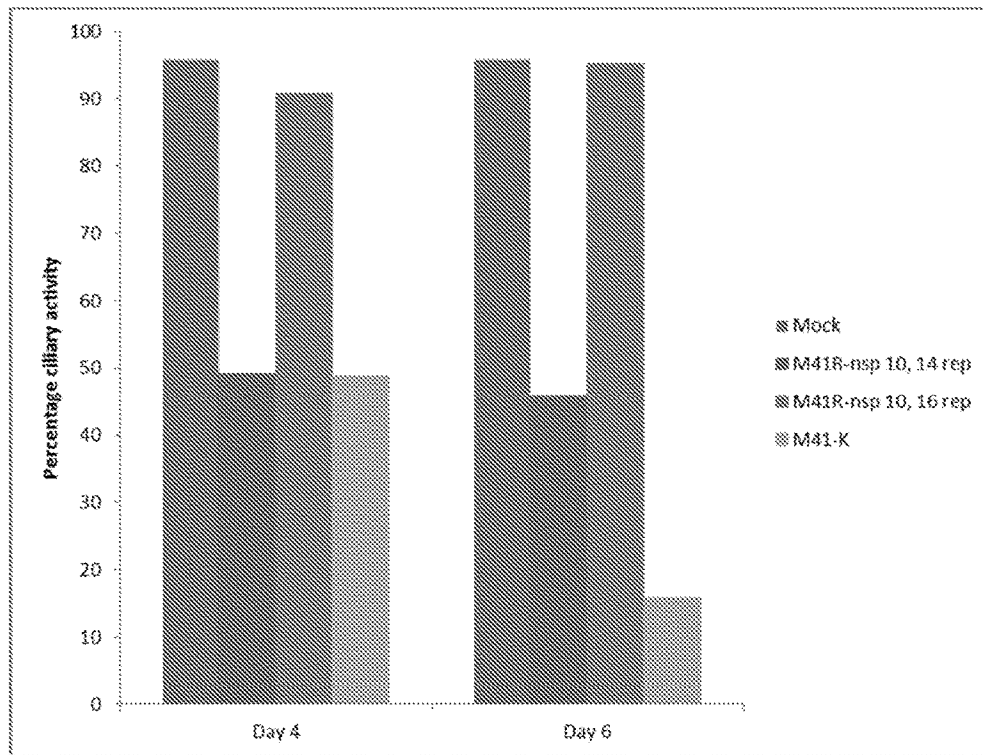


Fig. 11C



1

CORONAVIRUS

FIELD OF THE INVENTION

The present invention relates to an attenuated coronavirus comprising a variant replicase gene, which causes the virus to have reduced pathogenicity. The present invention also relates to the use of such a coronavirus in a vaccine to prevent and/or treat a disease.

BACKGROUND TO THE INVENTION

Avian infectious bronchitis virus (IBV), the aetiological agent of infectious bronchitis (IB), is a highly infectious and contagious pathogen of domestic fowl that replicates primarily in the respiratory tract but also in epithelial cells of the gut, kidney and oviduct. IBV is a member of the Order Nidovirales, Family Coronaviridae, Subfamily Coronavirinae and Genus *Gammacoronavirus*; genetically very similar coronaviruses cause disease in turkeys, guinea fowl and pheasants.

Clinical signs of IB include sneezing, tracheal rales, nasal discharge and wheezing. Meat-type birds have reduced weight gain, whilst egg-laying birds lay fewer eggs and produce poor quality eggs. The respiratory infection predisposes chickens to secondary bacterial infections which can be fatal in chicks. The virus can also cause permanent damage to the oviduct, especially in chicks, leading to reduced egg production and quality; and kidney, sometimes leading to kidney disease which can be fatal.

IBV has been reported to be responsible for more economic loss to the poultry industry than any other infectious disease. Although live attenuated vaccines and inactivated vaccines are universally used in the control of IBV, the protection gained by use of vaccination can be lost either due to vaccine breakdown or the introduction of a new IBV serotype that is not related to the vaccine used, posing a risk to the poultry industry.

Further, there is a need in the industry to develop vaccines which are suitable for use in ovo, in order to improve the efficiency and cost-effectiveness of vaccination programmes. A major challenge associated with in ovo vaccination is that the virus must be capable of replicating in the presence of maternally-derived antibodies against the virus, without being pathogenic to the embryo. Current IBV vaccines are derived following multiple passage in embryonated eggs, this results in viruses with reduced pathogenicity for chickens, so that they can be used as live attenuated vaccines. However such viruses almost always show an increased virulence to embryos and therefore cannot be used for in ovo vaccination as they cause reduced hatchability. A 70% reduction in hatchability is seen in some cases.

Attenuation following multiple passage in embryonated eggs also suffers from other disadvantages. It is an empirical method, as attenuation of the viruses is random and will differ every time the virus is passaged, so passage of the same virus through a different series of eggs for attenuation purposes will lead to a different set of mutations leading to attenuation. There are also efficacy problems associated with the process: some mutations will affect the replication of the virus and some of the mutations may make the virus too attenuated. Mutations can also occur in the S gene which may also affect immunogenicity so that the desired immune response is affected and the potential vaccine may not protect against the required serotype. In addition there are problems associated with reversion to virulence and stability of vaccines.

2

It is important that new and safer vaccines are developed for the control of IBV. Thus there is a need for IBV vaccines which are not associated with these issues, in particular vaccines which may be used for in ovo vaccination.

SUMMARY OF ASPECTS OF THE INVENTION

The present inventors have used a reverse genetics approach in order to rationally attenuate IBV. This approach is much more controllable than random attenuation following multiple passages in embryonated eggs because the position of each mutation is known and its effect on the virus, i.e. the reason for attenuation, can be derived.

Using their reverse genetics approach, the present inventors have identified various mutations which cause the virus to have reduced levels of pathogenicity. The levels of pathogenicity may be reduced such that when the virus is administered to an embryonated egg, it is capable of replicating without being pathogenic to the embryo. Such viruses may be suitable for in ovo vaccination, which is a significant advantage and has improvement over attenuated IBV vaccines produced following multiple passage in embryonated eggs.

Thus in a first aspect, the present invention provides a live, attenuated coronavirus comprising a variant replicase gene encoding polyproteins comprising a mutation in one or more of non-structural protein(s) (nsp)-10, nsp-14, nsp-15 or nsp-16.

The variant replicase gene may encode a protein comprising one or more amino acid mutations selected from the list of:

Pro to Leu at position 85 of SEQ ID NO: 6;
Val to Leu at position 393 of SEQ ID NO: 7;
Leu to Ile at position 183 of SEQ ID NO: 8;
Val to Ile at position 209 of SEQ ID NO: 9.

The replicase gene may encode a protein comprising the amino acid mutation Pro to Leu at position 85 of SEQ ID NO: 6.

The replicase gene may encode a protein comprising the amino acid mutations Val to Leu at position 393 of SEQ ID NO: 7; Leu to Ile at position 183 of SEQ ID NO: 8; and Val to Ile at position 209 of SEQ ID NO: 9.

The replicase gene may encode a protein comprising the amino acid mutations Pro to Leu at position 85 of SEQ ID NO: 6; Val to Leu at position 393 of SEQ ID NO: 7; Leu to Ile at position 183 of SEQ ID NO: 8; and Val to Ile at position 209 of SEQ ID NO: 9.

The replicase gene may comprise one or more nucleotide substitutions selected from the list of:

C to T at nucleotide position 12137;
G to C at nucleotide position 18114;
T to A at nucleotide position 19047; and
G to A at nucleotide position 20139;
compared to the sequence shown as SEQ ID NO: 1.

The coronavirus may be an infectious bronchitis virus (IBV).

The coronavirus may be IBV M41.

The coronavirus may comprise an S protein at least part of which is from an IBV serotype other than M41.

For example, the S1 subunit or the entire S protein may be from an IBV serotype other than M41.

The coronavirus according to the first aspect of the invention has reduced pathogenicity compared to a coronavirus expressing a corresponding wild-type replicase, such that when the virus is administered to an embryonated egg, it is capable of replicating without being pathogenic to the embryo.

In a second aspect, the present invention provides a variant replicase gene as defined in connection with the first aspect of the invention.

In a third aspect, the present invention provides a protein encoded by a variant coronavirus replicase gene according to the second aspect of the invention.

In a fourth aspect, the present invention provides a plasmid comprising a replicase gene according to the second aspect of the invention.

In a fifth aspect, the present invention provides a method for making the coronavirus according to the first aspect of the invention which comprises the following steps:

- (i) transfecting a plasmid according to the fourth aspect of the invention into a host cell;
- (ii) infecting the host cell with a recombinating virus comprising the genome of a coronavirus strain with a replicase gene;
- (iii) allowing homologous recombination to occur between the replicase gene sequences in the plasmid and the corresponding sequences in the recombinating virus genome to produce a modified replicase gene; and
- (iv) selecting for recombinating virus comprising the modified replicase gene.

The recombinating virus may be a vaccinia virus.

The method may also include the step:

- (v) recovering recombinant coronavirus comprising the modified replicase gene from the DNA from the recombinating virus from step (iv).

In a sixth aspect, the present invention provides a cell capable of producing a coronavirus according to the first aspect of the invention.

In a seventh aspect, the present invention provides a vaccine comprising a coronavirus according to the first aspect of the invention and a pharmaceutically acceptable carrier.

In an eighth aspect, the present invention provides a method for treating and/or preventing a disease in a subject which comprises the step of administering a vaccine according to the seventh aspect of the invention to the subject.

Further aspects of the invention provide:

the vaccine according to the seventh aspect of the invention for use in treating and/or preventing a disease in a subject.

use of a coronavirus according to the first aspect of the invention in the manufacture of a vaccine for treating and/or preventing a disease in a subject.

The disease may be infectious bronchitis (IB).

The method of administration of the vaccine may be selected from the group consisting of; eye drop administration, intranasal administration, drinking water administration, post-hatch injection and in ovo injection.

Vaccination may be by in ova vaccination.

The present invention also provides a method for producing a vaccine according to the seventh aspect of the invention, which comprises the step of infecting a cell according to the sixth aspect of the invention with a coronavirus according to the first aspect of the invention.

DESCRIPTION OF THE FIGURES

FIG. 1—Growth kinetics of M41-R-6 and M41-R-12 compared to M41-CK (M41 EP4) on CK cells

FIG. 2—Clinical signs, snicking and wheezing, associated with M41-R-6 and M41-R-12 compared to M41-CK (M41 EP4) and Beau-R (Bars show mock, Beau-R, M41-R 6, M41-R 12, M41-CK EP4 from left to right of each timepoint).

FIG. 3—Ciliary activity of the viruses in tracheal rings isolated from tracheas taken from infected chicks. 100% ciliary activity indicates no effect by the virus; apathogenic, 0% activity indicates complete loss of ciliary activity, complete ciliostasis, indicating the virus is pathogenic (Bars show mock, Beau-R, M41-R 6, M41-R 12, M41-CK EP4 from left to right of each timepoint).

FIG. 4—Clinical signs, snicking, associated with M41R-nsp10rep and M41R-nsp14,15,16rep compared to M41-R-12 and M41-CK (M41 EP5) (Bars show mock, M41-R12; M41R-nsp10rep; M41R-nsp14,15,16rep and M41-CK EP5 from left to right of each timepoint).

FIG. 5—Ciliary activity of M41R-nsp10rep and M41R-nsp14,15,16rep compared to M41-R-12 and M41-CK in tracheal rings isolated from tracheas taken from infected chicks (Bars show mock; M41-R12; M41R-nsp10rep; M41R-nsp14,15,16rep and M41-CK EP5 from left to right of each timepoint).

FIG. 6—Clinical signs, snicking, associated with M41R-nsp10, 15rep, M41R-nsp10, 14, 15rep, M41R-nsp10, 14, 16rep, M41R-nsp10, 15, 16rep and M41-K compared to M41-CK (Bars show mock, M41R-nsp10,15rep1; M41R-nsp10,14,16rep4; M41R-nsp10,15,16rep8; M41R-nsp10,14, 15rep10; M41-K6 and M41-CK EP4 from left to right of each timepoint).

FIG. 7—Clinical signs, wheezing, associated with M41R-nsp10, 15rep, M41R-nsp10, 14, 15rep, M41R-nsp10, 14, 16rep, M41R-nsp10, 15, 16rep and M41-K compared to M41-CK (Bars show mock, M41R-nsp10,15rep1; M41R-nsp10,14,16rep4; M41R-nsp10,15,16rep8; M41R-nsp10,14, 15rep10; M41-K6 and M41-CK EP4 from left to right of each timepoint).

FIG. 8—Ciliary activity of M41R-nsp10, 15rep, M41R-nsp10, 14, 15rep, M41R-nsp10, 14, 16rep, M41R-nsp10, 15, 16rep and M41-K compared to M41-CK in tracheal rings isolated from tracheas taken from infected chicks (Bars show mock, M41R-nsp10,15rep1; M41R-nsp10,14,16rep4; M41R-nsp10,15,16rep8; M41R-nsp10,14,15rep10; M41-K6 and M41-CK EP4 from left to right of each timepoint).

FIG. 9—Growth kinetics of rIBVs compared to M41-CK on CK cells. FIG. 9A shows the results for M41-R and M41-K. FIG. 9B shows the results for M41-nsp10 rep; M41R-nsp14, 15, 16 rep; M41R-nsp10, 15 rep; M41R-nsp10, 15, 16 rep; M41R-nsp10, 14, 15 rep; and M41R-nsp10, 14, 16.

FIG. 10—Position of amino acid mutations in mutated nsp10, nsp14, nsp15 and nsp16 sequences.

FIG. 11—A) Snicking; B) Respiratory symptoms (wheezing and rales combined) and C) Ciliary activity of rIBV M41R-nsp 10,14 rep and rIBV M41R-nsp 10,16 rep compared to M41-CK (Bars show mock, M41R-nsp10,14rep; M41R-nsp10,16rep and M41-K from left to right of each timepoint).

DETAILED DESCRIPTION

The present invention provides a coronavirus comprising a variant replicase gene which, when expressed in the coronavirus, causes the virus to have reduced pathogenicity compared to a corresponding coronavirus which comprises the wild-type replicase gene.

Coronavirus

Gammacoronavirus is a genus of animal virus belonging to the family Coronaviridae. Coronaviruses are enveloped viruses with a positive-sense single-stranded RNA genome and a helical symmetry.

The genomic size of coronaviruses ranges from approximately 27 to 32 kilobases, which is the longest size for any known RNA virus.

Coronaviruses primarily infect the upper respiratory or gastrointestinal tract of mammals and birds. Five to six different currently known strains of coronaviruses infect humans. The most publicized human coronavirus, SARS-CoV which causes severe acute respiratory syndrome (SARS), has a unique pathogenesis because it causes both upper and lower respiratory tract infections and can also cause gastroenteritis. Middle East respiratory syndrome coronavirus (MERS-CoV) also causes a lower respiratory tract infection in humans. Coronaviruses are believed to cause a significant percentage of all common colds in human adults.

Coronaviruses also cause a range of diseases in livestock animals and domesticated pets, some of which can be serious and are a threat to the farming industry. Economically significant coronaviruses of livestock animals include infectious bronchitis virus (IBV) which mainly causes respiratory disease in chickens and seriously affects the poultry industry worldwide; porcine coronavirus (transmissible gastroenteritis, TGE) and bovine coronavirus, which both result in diarrhoea in young animals. Feline coronavirus has two forms, feline enteric coronavirus is a pathogen of minor clinical significance, but spontaneous mutation of this virus can result in feline infectious peritonitis (FIP), a disease associated with high mortality.

There are also two types of canine coronavirus (CCoV), one that causes mild gastrointestinal disease and one that has been found to cause respiratory disease. Mouse hepatitis virus (MHV) is a coronavirus that causes an epidemic murine illness with high mortality, especially among colonies of laboratory mice.

Coronaviruses are divided into four groups, as shown below:

Alpha

- Canine coronavirus (CCoV)
- Feline coronavirus (FeCoV)
- Human coronavirus 229E (HCoV-229E)
- Porcine epidemic diarrhoea virus (PEDV)
- Transmissible gastroenteritis virus (TGEV)
- Human Coronavirus NL63 (NL or New Haven)

Beta

- Bovine coronavirus (BCoV)
- Canine respiratory coronavirus (CRCoV)—Common in SE Asia and Micronesia
- Human coronavirus OC43 (HCoV-OC43)
- Mouse hepatitis virus (MHV)
- Porcine haemagglutinating encephalomyelitis virus (HEV)
- Rat coronavirus (Roy). Rat Coronavirus is quite prevalent in Eastern Australia where, as of March/April 2008, it has been found among native and feral rodent colonies.
- (No common name as of yet) (HCoV-HKU1)
- Severe acute respiratory syndrome coronavirus (SARS-CoV)
- Middle East respiratory syndrome coronavirus (MERS-CoV)

Gamma

- Infectious bronchitis virus (IBV)
- Turkey coronavirus (Bluecomb disease virus)
- Pheasant coronavirus
- Guinea fowl coronavirus

Delta

- Bulbul coronavirus (BuCoV)
- Thrush coronavirus (ThCoV)
- Munia coronavirus (MuCoV)
- Porcine coronavirus (PorCov) HKU15

The variant replicase gene of the coronavirus of the present invention may be derived from an alphacoronavirus such as TGEV; a betacoronavirus such as MHV; or a *gammacoronavirus* such as IBV.

As used herein the term “derived from” means that the replicase gene comprises substantially the same nucleotide sequence as the wild-type replicase gene of the relevant coronavirus. For example, the variant replicase gene of the present invention may have up to 80%, 85%, 90%, 95%, 98% or 99% identity with the wild type replicase sequence. The variant coronavirus replicase gene encodes a protein comprising a mutation in one or more of non-structural protein (nsp)-10, nsp-14, nsp-15 or nsp-16 when compared to the wild-type sequence of the non-structural protein.

IBV

Avian infectious bronchitis (IB) is an acute and highly contagious respiratory disease of chickens which causes significant economic losses. The disease is characterized by respiratory signs including gasping, coughing, sneezing, tracheal rales, and nasal discharge. In young chickens, severe respiratory distress may occur. In layers, respiratory distress, nephritis, decrease in egg production, and loss of internal egg quality and egg shell quality are common.

In broilers, coughing and rattling are common clinical signs, rapidly spreading in all the birds of the premises. Morbidity is 100% in non-vaccinated flocks. Mortality varies depending on age, virus strain, and secondary infections but may be up to 60% in non-vaccinated flocks.

The first IBV serotype to be identified was Massachusetts, but in the United States several serotypes, including Arkansas and Delaware, are currently circulating, in addition to the originally identified Massachusetts type.

The IBV strain Beaudette was derived following at least 150 passages in chick embryos. IBV Beaudette is no longer pathogenic for hatched chickens but rapidly kills embryos.

H120 is a commercial live attenuated IBV Massachusetts serotype vaccine strain, attenuated by approximately 120 passages in embryonated chicken eggs. H52 is another Massachusetts vaccine, and represents an earlier and slightly more pathogenic passage virus (passage 52) during the development of H120. Vaccines based on H120 are commonly used.

IB QX is a virulent field isolate of IBV. It is sometimes known as “Chinese QX” as it was originally isolated following outbreaks of disease in the Qingdao region in China in the mid 1990s. Since that time the virus has crept towards Europe. From 2004, severe egg production issues have been identified with a very similar virus in parts of Western Europe, predominantly in the Netherlands, but also reported from Germany, France, Belgium, Denmark and in the UK.

The virus isolated from the Dutch cases was identified by the Dutch Research Institute at Deventer as a new strain that they called D388. The Chinese connection came from further tests which showed that the virus was 99% similar to the Chinese QX viruses. A live attenuated QX-like IBV vaccine strain has now been developed.

IBV is an enveloped virus that replicates in the cell cytoplasm and contains a non-segmented, single-stranded, positive sense RNA genome. IBV has a 27.6 kb RNA genome and like all coronaviruses contains the four structural proteins; spike glycoprotein (S), small membrane pro-

tein (E), integral membrane protein (M) and nucleocapsid protein (N) which interacts with the genomic RNA.

The genome is organised in the following manner: 5'UTR—polymerase (replicase) gene—structural protein genes (S-E-M-N)—UTR 3'; where the UTR are untranslated regions (each ~500 nucleotides in IBV).

The lipid envelope contains three membrane proteins: S, M and E. The IBV S protein is a type I glycoprotein which oligomerizes in the endoplasmic reticulum and is assembled into homotrimer inserted in the virion membrane via the transmembrane domain and is associated through non-covalent interactions with the M protein. Following incorporation into coronavirus particles, the S protein is responsible for binding to the target cell receptor and fusion of the viral and cellular membranes. The S glycoprotein consists of four domains: a signal sequence that is cleaved during synthesis; the ectodomain, which is present on the outside of the virion particle; the transmembrane region responsible for anchoring the S protein into the lipid bilayer of the virion particle; and the cytoplasmic tail.

All coronaviruses also encode a set of accessory protein genes of unknown function that are not required for replication in vitro, but may play a role in pathogenesis. IBV

encodes two accessory genes, genes 3 and 5, which both express two accessory proteins 3a, 3b and 5a, 5b, respectively.

The variant replicase gene of the coronavirus of the present invention may be derived from an IBV. For example the IBV may be IBV Beaudette, H120, H52, IB QX, D388 or M41.

The IBV may be IBV M41. M41 is a prototypic Massachusetts serotype that was isolated in the USA in 1941. It is an isolate used in many labs throughout the world as a pathogenic lab stain and can be obtained from ATCC (VR-21™). Attenuated variants are also used by several vaccine producers as IBV vaccines against Massachusetts serotypes causing problems in the field. The present inventors chose to use this strain as they had worked for many years on this virus, and because the sequence of the complete virus genome is available. The M41 isolate, M41-CK, used by the present inventors was adapted to grow in primary chick kidney (CK) cells and was therefore deemed amenable for recovery as an infectious virus from a cDNA of the complete genome. It is representative of a pathogenic IBV and therefore can be analysed for mutations that cause either loss or reduction in pathogenicity.

The genome sequence of IBV M41-CK is provided as SEQ ID NO: 1.

IBV M41-CK Sequence

SEQ ID NO: 1

ACTTAAGATAGATATTAATATATATCTATCACACTAGCCTTGCCTAGATTTCCAACCTTA
 ACAAACGGACTTAAATACCTACAGCTGGTCCCTCATAGGTGTCCATTGCAGTGCACTTT
 AGTGCCCTGGATGGCACCTGGCCACCTGTCAGGTTTTTGTATTAAAAATCTTATTGTTGC
 TGGTATCACTGCTGTTTTGCGGTGCTCACTTTATACATCCGTTGCTTGGGCTACCTAG
 TATCCAGCGTCTACGGCGCGCTGGCTGGTTCGAGTGCAGAAACCTCTGGTTTCATCTA
 GCGGTAGGCGGGTGTGTGGAAGTAGCACTTCAGACGTACCGGTTCTGTTGTGTGAAATAC
 GGGGTCACCTCCCCCACATACCTCTAAGGGCTTTTGAGCCTAGCGTTGGGCTACGTTCT
 CGCATAAGGTGGGTATACGACGTTTGTAGGGGTAGTGCAAAACAACCCCTGAGGTGAC
 AGGTTCTGGTGGTGTGTTAGTGAGCAGACATACAATAGACAGTGACAACATGGCTTCAAGC
 CTAAAACAGGGAGTATCTGCGAACTAAGGGATGTCATTGTTGTATCCAAAGAGATTGCT
 GAACAACTTTGTGACGCTTTGTTTTCTATACGTACACAACCCCTAAGGATTACGCTGAT
 GCTTTTGAGTTAGGCAGAAGTTGATCGTAATCTGCAGACTGGGAAACAGTTCAAATTT
 GAACTGTGTGTGCTCTTCTCTTGAAGGGAGTTGACAAAATAACACCTGGCGTCCCA
 GCAAAAGTCTTAAAAGCCACTTCTAAGTTGGCAGATTTAGAAGACATCTTTGGTGTCTCT
 CCCTTTGCAAGAAAATATCGTGAACCTTTGAAGACAGCATGCCAGTGGTCTCTTACTGTA
 GAAACACTGGATGCTCGTGCAAACTCTTGATGAAATTTTTGACCCTACTGAAATACTT
 TGGCTTCAAGTGGCAGCAAAAATCCAAGTTTCGGCTATGGCGATGCGCAGGCTTGTGGGA
 GAAGTAACGCAAAAGTCATGGATGCTTTGGGCTCAAATATGAGTGTCTTTTCCAGATT
 TTTAAACAACAATAGTCAGAATTTTTCAAAAAGCGCTGGCTATTTTTGAGAATGTGAGT
 GAATTACCACAGCGTATGTCAGCACTTAAGATGGCTTTTGCTAAGTGTGCCAAGTCCATT
 ACTGTTGTTGTTATGGAGAGACTCTAGTTGTTAGAGAGTTCGCGAGAACTGTCTTTGCA
 AGCATTAAATGGTGTGTTGCAAAATCTTTGAAGAACTCCCAAATGGTTTCATGGGTGCT
 AAAATTTTCACTACACTTGCCTTCTTTAGGGAGGCTGCAGTGAATAATGTGGATAACATA
 CCAAATGCACCGAGAGGCACTAAAGGGTTTGAAGTCGTTGGTAATGCCAAAGGTACACAA

- continued

GTTGTTGTGCGTGGCATGGGAAATGACTTAACACTGGTTGAGCAAAAAGCTGAAATTGCT
 GTGGAGTCAGAAGTTGGTCTGCAATTTGGGTGGACATCTTGTCTATGCTTTAAGAGT
 GGTGATCGCTTTTACGCGGCACCTCTTTCAGGAAATTTGCATTGCATGATGTGCATTGT
 TGTGAGCGTGTGTCTGCTTTCTGATGGTGAACACCGGAGATAAATGATGGACTTATT
 CTTGCAGCAATCTACTCTTCTTTTAGTGTGCGAGAACTTGTGGCAGCCATTAAGGGGT
 GAACCATTTAAGTTTCTGGGTATAAATTTGTGTATGCAAAGGATGCAGCAGTTTCTTTT
 ACATTAGCGAAGGCTGCTACTATTGCAGATGTTTTGAAGCTGTTCAATCAGCGCGTGTG
 AAAGTAGAAGATGTTTGGTCTTCACTTACTGAAAAGTCTTTTGAATCTGGAGGCTTGCA
 TATGGAAAAGTGCCTAATCTCGAAGAATTTGTTAAGACTGTTTTTGTAAAGCTCAAATG
 GCGATTGTGATTTTAGCGACAGTGCCTGGAGAGGGCATTGGCATCTGTTTTCGCAAGTC
 ATCTATAAAGTAGTGGTCTTTTTACTAAAGTTGTTGACTTTTGTGAAAAATATTGGAAA
 GGTTTTTGTGCACAGTTGAAAAGAGCTAAGCTCATTGTCACTGAAACCCCTCTGTGTTTTG
 AAAGGAGTTGCACAGCATTGTTTTCAACTATTGCTGGATGCAATACAGTTTATGTATAAA
 AGTTTTAAGAAGTGTGCACTTGGTAGAATCCATGGAGACTTGCTCTTCTGGAAGGAGGT
 GTGCACAAAATATTCAAGAGGGCGATGAAATTTGGTTGAGGGCATTGATAGTATTGAT
 GTTGAAGATCTGGGTGTTGTTCAAGAAAAATGATTGATTTTGATGTTTGTGATAATGTG
 ACACCTCCAGAGAACCAACCCGGTCATATGGTTCAAATCGAGGATGACGGAAAGAACTAC
 ATGTTCTTCCGCTTCAAAAAGGATGAGAACATTTATTATACACCAATGTACAGCTTGGT
 GCTATTAATGTGGTTTGCAAAAGCAGGCGGTAAAACGTCACTTTGGAGAACTACTGTG
 CAAGAAATACCACCACCTGATGTTGTGTTTATTAAGGTTAGCATTGAGTGTGTGGTAA
 CCATGGAATACAATCTTCAAAAAGGCTTATAAGGAGCCATTGAAGTAGAGACAGACCTC
 ACAGTTGAACAATTGCTCTCTGTGGTCTATGAGAAAATGTGTGATGATCTCAAGCTGTTT
 CCGGAGGCTCCAGAACCACCACCTTTGAGAATGTCACACTGTTGATAAGAATGGTAA
 GATTTGGATTGCATAAAATCATGCCATCTGATCTATCGTGATTATGAGAGCGATGATGAC
 ATCGAGGAAGAAGATGCAGAAGAATGTGACACGGATTCAGGTGATGCTGAGGAGTGTGAC
 ACTAATTCAGAATGTGAAGAAGAAGATGAGGATACTAAAGTGTGGCTTTATACAAGAC
 CCGGCAAGTAACAAATATCCTCTGCCTCTTGATGATGATTATAGCGTCTACAATGGATGT
 ATTGTTCATAAGGACGCTCTCGATGTTGTGAATTTACCATCTGGTGAAGAAACCTTTGTT
 GTCATAACTGCTTTGAAGGGGCTGTTAAAGCTCTCCGAGAAAAGTTATTGATGTTCTA
 GGTGACTGGGGTGAGGCTGTTGATGCGCAAGAACAATTGTGTCAACAAGAATCAACTCGG
 GTCATATCTGAGAAATCAGTTGAGGGTTTTACTGGTAGTTGTGATGCAATGGCTGAACAA
 GCTATTGTTGAAGAGCAGGAAATAGTACCTGTTGTTGAACAAAGTCAGGATGTAGTTGTT
 TTTACACCTGCAGACCTAGAAGTTGTTAAAGAAAACAGCAGAAGAGGTTGATGAGTTTATT
 CTCATTTCTGCTGTCCCTAAAGAAGAAGTTGTGTCTCAGGAGAAAAGAGGACCACAGGTT
 GAGCAAGAGCTTACCCTAGTTGTTAAAGCACAACGTGAGAAGAAGGCTAAAAGTTCAA
 GTTAAACCAGCTACATGTGAAAAACCCAAATTTTGGAGTACAAAACATGTGTGGGTGAT
 TTGGCTGTTGTAATGCCAAAGCATGGATGAGTTTAAAGAGTTCTGCATTGTAACGCT
 GCAAATGAGCAGATGTCGATGGTGGTGGCGTTGCAAAGGCAATTGCAGACTTTTGTGGA
 CCGGACTTTGTTGAATATTGCGCGGACTATGTTAAGAAAACATGGTCCACAGCAAAAACCTT
 GTCACACCTTCATTTGTTAAAGGCATTCAATGTGTGAATAATGTTGTAGGACCTCGCCAT
 GGAGACAGCAACTTGGGTGAGAAGCTTGTGCTGCTTACAAGAGTGTCTTGTAGGTGGA

- continued

GTGGTTAACTATGTTGTGCCAGTTCTCTCATCAGGGATTTTGGTGTAGATTTTAAAAATA
TCAATAGATGCTATGCGCGAAGCTTTTAAAGGTTGTGCCATACGCGTTCTTTTATTTCT
CTGAGTCAAGAACACATCGATTATTTTCGATGCAACTTGTAGCAGAAGACAATTTATCTT
ACGGAGGATGGTGTAAATACCGCTCTGTTGTTTTAAACCTGGTGATTCTTTGGGTCAA
TTTGGACAGGTTTTTGCAAGAAATAAGGTAGTCTTTTCGGCTGATGATGTTGAGGATAAA
GAAATCCTCTTTATACCCACAACACTGACAGACTATTCTTGAATATTATGGTTTAGATGCG
CAAAAGTATGTAACATATTGCAAACGCTTGCGCAGARATGGGATGTTCAATATAGAGAC
AATTTTGTATATTAGAGTGGCGTGACGGAAATTGCTGGATTAGTTCAGCAATAGTTCTC
CTTCAAGCTGCTAAAATTAGATTTAAAGGTTTTCTTGCAGAAGCATGGGCTAAACTGTTG
GGTGGAGATCCTACAGACTTTGTTGCCTGGTGTATGCAAGTTGCAATGCTAAAGTAGGT
GATTTTTCAGATGCTAATTGGCTTTTGGCCAATTTAGCAGAACATTTTGACGCAGATTAC
ACAAATGCACTTCTTAAGAAGTGTGTGTCGTGCAATTGTGGTGTAAAGATTATGAACTT
AGGGGTCTTGAAGCCTGTATTACAGCAGTTCGAGCACCTAATCTTCTACATTTTAAACG
CAATATTCAAATGCCCCAACCTGTGGTGCAAGTAGTACGGATGAAGTAATAGAAGCTTCA
TTACCGTACTTATTGCTTTTTGCTACTGATGGTCTGCTACAGTTGATTGTGATGAAAAT
GCTGTAGGACTGTTGTTTTTCATTGGCTCTACTAATAGTGGCCATTGTTATACACAAGCC
GATGGTAAGGCTTTTGACAATCTTGCTAAGGATAGAAAATTTGGAAGGAAGTCGCCTTAC
ATTACAGCAATGTATACACGTTTTTCTCTTAGGAGTGAAAATCCCCTACTTGTGTTGAA
CATAGTAAGGGTAAAGCTAAAGTAGTAAAAGAAGATGTTTCTAACCTTGCTACTAGTTCT
AAAGCCAGTTTTGACGATCTTACTGACTTTGAACACTGGTATGATAGCAACATCTATGAG
AGTCTTAAAGTGCAGGAGACACCTGATAATCTTGATGAATATGTGTCATTTACGACAAAG
GAAGATTCTAAGTTGCCACTGACACTTAAAGTTAGAGGTATCAAATCAGTTGTTGACTTT
AGGTCTAAGGATGGTTTTACTTATAAGTTAACACCTGATACTGATGAAAATTCAAAAACA
CCAGTCTACTACCCAGTCTTGGATTCTATTAGTCTTAGGGCAATATGGGTTGAAGGCAGT
GCTAATTTTGTGTTGGGCATCCAAATTATTATAGTAAGTCTCTCCGAATTTCCACGTTT
TGGGAAAATGCCGAGAGCTTTGTTAAAATGGGTTATAAAAATTGATGGTGTAACTATGGGC
CTTTGGCGTGCAGAACACCTTAATAAACCTAATTTGGAGAGAATTTTAAACATTGCTAAG
AAAGCTATTGTTGGATCTAGTGTGTTACTACGCAGTGTGGTAAAATACTAGTTAAAGCA
GCTACATACGTTGCCGATAAAGTAGGTGATGGTGTAGTTCGCAATATTACAGATAGAATT
AAGGGTCTTTGTGATTACACGTGGCCATTTGAAAAGAAAATGTCCCTACAATTTCTA
AAGACACTTGTGTTCTTTTCTTTTATTCTTAAAGGCTAGTGTAAAGATTAGTTTCT
AGCTATAAGATTGTGTTATGTAAGGTGGTGTGTTGCTACCTACTTATAGTGTGGTTATA
TACACAAGTAATCCAGTAGTGTACTGGAATACGTGTGCTAGACTTCTTATTTGAAGGT
TCTTTATGTGGTCTTATAATGACTACGGTAAAGATTCTTTGATGTGTACGGTATTGT
GCAGGTGATTTTACTTGTGCTGTGTTTACATGATAGAGATTCACCTCATCTGTACAAA
CATGCTTATAGCGTAGAACAAATTTATAAGGATGCAGCTTCTGGCATTAACTTTAATTGG
AATTGGCTTTATTTGGTCTTTCTAATATTATTGTTAAGCCAGTGGCAGGTTTTGTTATT
ATTTGTTATTGTGTTAAGTATTGGTATTGAGTTCAACTGTGTTGCAAACTGGTGTAGGT
TTTCTAGATTGGTTTTGTA AAAACAGTTTTTACCCATTTAATTTTATGGGAGCGGGATTT
TATTTCTGGCTTTTTACAAGATATACGTACAAGTGCATCATATATTGTACTGTAAGGAT

- continued

GTAACATGTGAAGTGTGCAAGAGAGTTGCACGCAGCAACAGGCAAGAGGTTAGCGTTGTA
 GTTGGTGGACGCAAGCAAAATAGTGCATGTTTACACTAATTCTGGCTATAACTTTTGTAAAG
 AGACATAATTGGTATTGTAGAAAATTGTGATGATTATGGTCACCAAAATACATTTATGTCC
 CCTGAAGTTGCTGGCGAGCTTCTGAAAAGCTTAAGCGCCATGTTAAACCTACAGCATAT
 GCTTACCACGTTGTATGAGGCATGCGTGGTTGATGATTTTGTAAATTTAAAATATAAG
 GCTGCAATTGCTGGTAAGGATAATGCATCTTCTGCTGTTAAGTGTTCAGTGTACAGAT
 TTTTAAAGAAAGCTGTTTTCTTAAGGAGGCATTGAAATGTGAACAAAATATCTAATGAT
 GGTTTTATAGTGTGAATACACAGAGTGCAGCATGCACTAGAGGAAGCAAGAATGCAGCC
 GTCTATTATGCGCAATATCTGTGTAAGCCAATACTTATACTTGACCAGGCACCTTATGAG
 CAATTAATAGTAGAGCCTGTGCTAAGAGTGTATAGATAAAGTGTAGCATTTTGTCT
 AATAATAATATCTGTAGATACTGCAGCTTTAAATTATAAGGCAGGCACACTTCGTGATGCT
 CTGCTTCTATTACTAAAGACGAAGAAGCCGTAGATATGGCTATCTTCTGCCACAATCAT
 GAAGTGGAATACACTGGTGACGGTTTTACTAATGTGATACCGTCATATGGTATGGACT
 GATAAGTTGACACCTCGTGATAGAGGGTTTTGATAAATGCAGATGCTTCTATTGCTAAT
 TTAAGAGTCAAAAATGCTCCTCCGGTAGTATGGAAGTTTTCTGATCTTATTAATTGTCT
 GACAGTTGCCCTAAATATTTAATTTAGCTACTGTCAAGTCAGGAGGTCGTTTTCTTATA
 ACAAAGTCTGGTGTAAACAAGTATTTCTGTGCATACCCAGAACTGTTGGTAGAGAAA
 AAGGCAGGTGGTGTATTAATAACACTTTTAAATGGTTATGAGTTGTTTTAAATGGCTT
 TTTGCTTTTTATATACTTTTTACAGCATGTTGTTGGGTTACTACTATATGGAGATGAAT
 AAAAGTTTTGTTCAACCCATGTATGATGTAACTCCACACTGCATGTTGAAGGGTTCAA
 GTTATAGACAAAGGTATTATTAGAGAGATTGTGTGAGAAGATAATTGTTTCTCTAATAAG
 TTTGTTAATTTTACGACCTTTTGGGGTAAATCATATGAAAATAATAAAAACGTCCAATT
 GTTACAGTTGTTATAGATGGTGACGGGACAGTAGCTGTGGTGTTCCTGGTTTTGTATCA
 TGGGTTATGGATGGTGTATGTTTGTGCATATGACACAGACTGATCGTAGACCTTGGTAC
 ATTCTACCTGGTTTAAATAGAGAAATTGTTGGTTACACTCAGGATTC AATTATCACTGAG
 GGTAGTTTTTATACATCTATAGCATTATTTCTGCTAGATGTTTATATTTAACAGCCAGC
 AATACACCTCAATTGTATTGTTTTAATGGCGACAATGATGCACCTGGAGCCTTACCATTT
 GGTAGTATTATTCTCATAGAGTATACTTCCAACCTAATGGTGTAGGCTTATAGTTCCA
 CAACAAACTGCATACACCCCTACATAGTGAAGTTTGTTCAGACAGCTATTGTAGAGGT
 AGTGTATGTGAGTATACTAAACCAGGTTACTGTGTGCTACTAGACTCCCAATGGGTTTTG
 TTTAATGATGAATACATTAGTAAACCTGGCGTTTTCTGTGGTTCTACTGTTAGAGAACCT
 ATGTTAATATGGTTAGTACATTTCTTACTGGTGTCAACCTAATATTTATATTAGCTA
 GCAACTATGTTTTTAACTAGTTGTTATTGTGTTAATTTTGCAATGGTTATAAAGTTT
 CAAGGTGTTTTTAAAGCTTATGCGACCATTGTGTTACAATAATGTTAGTTGGGTTATT
 AATGCATTTGTTTTGTGTACATAGTTATAATAGTGTTTTAGCTGTTATATTATTAGTA
 CTCTATTGCTATGCATCATGGTTACAAGTCGCAATACTGCTATAATAATGCATTGTTGG
 CTGTTTTTACCTTTGGTTTAAATAGTACCCACATGGTTGGCTTGTGCTATCTGGGATTT
 ATTCTTTATATGTACACACCGTTGGTTTTCTGGTGTACGGTACTACTAAAATACTCGT
 AAGTTGTATGATGGCAACGAGTTTGTGGTAATTATGACCTTGCTGCGAAGAGCACTTTT
 GTTATTGTTGTTACTGAAATTTGTTAAGCTTACGAATGAGATAGGTGATAAATTTGAAGCC
 TATCTTCTGCGTATGCTAGACTTAAATACTATTAGGCACTGGTAGTGAGCAAGATTAC

- continued

TTGCAAGCTTGTGCGTCATGGTTAGCTTATGCTTTGGACCAATATAGAAATAGTGGTGTT
GAGGTTGTTTATACCCACCGCTTACTCTATTGGTGTAGTAGACTACACGCTGGTTTT
AAAAAAGTGGTTCTCCTAGTAGTGTGTTGAGAAGTGCATTGTTAGTGTCTCTTATAGA
GGCAATAATCTTAATGGACTGTGGCTGGGTGATTCTATTTACTGCCACGCATGTGTTA
GGTAAGTTTAGTGGTGACCAGTGGGGTGACGTACTAAACCTTGCTAATAATCATGAGTTT
GAAGTTGTAACAAAAAGGTGTTACTTTGAATGTTGTGAGCAGGCGGCTTAAAGGAGCA
GTTTTAATTTTACAACTGCAGTTGCCAATGCTGAACTCCTAAGTATAAGTTTGTAA
GCTAATGTGGTGATAGTTTCACTATAGCTTGTCTTATGGTGGTACAGTTATAGGACTT
TACCCTGTCACTATGCGTTCTAATGGTACTATTAGAGCATCTTCTAGCAGGAGCCTGT
GGCTCAGTTGGTTTTAATATAGAAAAGGGTGTAGTTAATTTCTTTTATATGCACCATCTT
GAGTTACCTAATGCATTACACACTGGAAGTACCTAATGGGTGAGTTTTATGGTGGTTAT
GTAGATGAAGAGGTTGCGCAAAGAGTGCCACCAGATAATCTAGTTACTAACATATTGTA
GCATGGCTCTATGGGGCAATTATTAGTGTAAAGAAAGTAGTTTTTACAACTTAAATGG
TTGGAGAGTACTACTGTTTCTATTGAAGATTACAATAGGTGGCTAGTGATAATGGTTTT
ACTCCATTTCCACTAGTACTGCTATTACTAAATTAAGTGTATAACTGGGGTTGATGTT
TGAAACTCCTTCGCACTATTATGGTAAAAAGTGTCAATGGGGTAGTGATCCCATTTTA
GGACAATATAATTTGAAGACGAATTGACACCAGAATCTGTATTTAATCAAGTTGGTGGT
GTTAGGTTACAGTCTCTTTTGAAGAAAAGCTACATCTGGTTTTGGAGTAGATGTTA
TTAGCTTGCTCTTGTGTTGTGTGCTATTGTCTTATTACGGCAGTGCCACTTAAAG
TTTTATGTACATGCAGCTGTTATTTGTTGATGGCTGTGCTCTTATTTCTTTACTGTT
AAACATGTTATGGCATAACATGGACACTTTCCTATTGCCTACATTGATTACAGTTATTATT
GGAGTTGTGCTGAAGTCCCTTTCATATACAATACTCTAATTAGTCAAGTTGTTATTTTC
TTAAGCCAATGGTATGATCCTGTAGTCTTTGATACTATGGTACCATGGATGTTATTGCCA
TTAGTGTGTACACTGCTTTTAAAGTGTGACAAGGCTGCTATATGAATCTTTCAACT
CTTTGTTAATGCTGTATCAGTTTATGAAGTTAGGTTTTGTTATTTACACCTCTTGAAAC
ACTCTTACTGCATATACAGAAGGTAATTTGGGAGTATTCTTTGAGTTGGTTCACACTATT
GTGTTGGCTAATGTTAGTAGTAATTCCTAATTGGTTAATTTGTTTTAAGTGTGCTAAG
TGGATTTTATATTATGAATGCAACATACTTTAATAATTATGTGTTAATGGCAGTCATG
GTTAATGGCATAGGCTGGCTTGCACCTGTACTTTGGATTGTATTGGTGGGTTAATAAA
GTTTTTGGTTTAACTTAGGTAATAACAATTTTAAAGTTTCAGTAGATCAATATAGGTAT
ATGTGTTTGCATAAGGTAATCCACCTAAAAGTGTGGGAGGCTTTACTACAAATATA
CTTATACAAGGAATTTGGAGCGATCGTGTGTTGCCTATAGCTACAGTGCAATCTAAATG
AGTGTGTAAGTGTACAACCTGTTGTTTTAATGCAGCTTTTGACTAAGCTTAATGTTGAA
GCAAATTCAAAAATGCATGCTTATCTTGTGAGTTACACAATAAAATCCTCGCATCTGAT
GATGTTGGAGAGTGCATGGATAATTTATTGGGTATGCTTATAACACTATTTGTATAGAT
TCTACTATTGATTTGGGTGAGTATTGTGATGATATACTTAAGAGGTCAACTGTATTACAA
TCGGTTACTCAAGAGTTTTTCGCACATACCCCTCGTATGCTGAATATGAAAGAGCTAAGAGT
ATTTATGAAAAGGTTTTAGCCGATTCTAAAAATGGTGGTGTAAACAGCAAGAGCTTGCT
GCATATCGTAAAGCTGCCAATATTGCAAAGTCAAGTTTTGATAGAGACTTGGCTGTTCAA
AAGAAGTTAGATAGCATGGCAGAACGTGCTATGACAACAATGTATAAAGAGGCGCGTGTA

- continued

ACTGATAGAAGAGCAAAATAGTTTCATCATACATGCACACTTTTTTCAATGCTTAAG
 AAAATAGATTCTGAGAAGCTTAATGTCCTTATTTGACCAGGCGAATAGTGGTGTGTACCC
 CTAGCAACTGTTCCAATTGTTTGTAGTAATAAGCTTACCCTTGTATACCAGACCCAGAG
 ACGTGGGTCAAGTGTGTGGAGGGTGTGCATGTTACATATTCAACAGTTGTTTGGAAATA
 GACTGTGTACTGATGCCGATGGCACAGAGTTACACCCACTTCTACAGGTAGTGGATTG
 ACTTACTGTATAAGTGGTATAATATAGCATGGCCTTTAAAGGTTAACTTGACTAGGAAT
 GGGCATAATAAGGTTGATGTTGCCCTTGCAAAATAATGAGCTTATGCCCTCACGGTGTAAAG
 ACAAGGCTTGCGTAGCAGGTGTAGATCAAGCACATTGTAGCGTTGAGTCTAAATGTTAT
 TATACAAGTATTAGTGGCAGTTCAGTTGTAGCTGCTATTACCTCTTCAAATCCTAATCTG
 AAAGTAGCCTCTTTTTGAATGAGGCAGGTAATCAGATTTATGTAGACTTAGACCGAGCA
 TGTAAATTTGGTATGAAAGTGGGTATAAGGTTGAAGTTGTTTACCTGTATTTTATAAAA
 AATACGAGGTCTATTGTAAGAGGTATGGTACTTGGTGTATATCTAATGTTGTTGTGTTA
 CAATCTAAAGGTCATGAGACAGAGGAAGTGGATGCTGTAGGCATTCTCTCACTTGTCTCT
 TTTGCAGTAGATCCTGCGGATACATATTGTAATATGTGGCAGCAGGTAATCAACCTTTA
 GGTAAGTGTGTTAAATGTTGACAGTACATAATGGTAGTGGTTTTGCAATAACATCAAAG
 CCAAGTCCAACCTCCGGATCAGGATTCCTATGGAGGAGCTTCTGTGTCTTTATGTAGA
 GCACATATAGCACACCCCTGGCGGAGCAGGAAATTTAGATGGACGCTGTCAATTTAAAGGT
 TCTTTTGTGCAAAATACCTACTACGGAGAAAGATCCTGTTGGATTCTGTCTACGTAAACAAG
 GTTTGCAGTGTGTTGTCAGTGTGGATTGGTTATGGATGTCAGTGTGATTCACTTAGACAA
 CCTAAACCTTCTGTTCAAGTCAAGTGTGCTGTTGCATCTGTTTTGATAAGAATTTTAAAC
 GGGTACGGGGTAGCAGTGGGCTCGGCTGATACCCCTAGCTAATGGATGTGACCCCGATG
 TTGTAAGCGAGCCTTTGATGTTTGTAAATAAGGAATCAGCCGGTATGTTTCAAAATTTGA
 AGCGTAAGTGTGCAGGATCCAAGAAGTACGTGATACTGAAGATGGAATCTTGAGTATT
 GTGATCTTATTTTGTGGTTAAACAAACCACTCCTAGTAATTATGAACATGAGAAAGCTT
 GTTATGAAGACTTAAAGTCAGAAGTAACAGCTGATCATGATTTCTTTGTGTTCAATAAGA
 ACATTTATAATATTAGTAGGCAGAGGCTTACTAAGTATACTATGATGGATTTTTGCTATG
 CTTTGCAGCCTTTGACCCAAAGGATTGCGAAGTCTTAAAGAAATACTGTCACTTATG
 GTTGTATAGAAGATATCACCCTAAGTGGTTTGAAGAGAATAAGGATGGTACGACCCAA
 TAGAAAACCCATAATATTATGCCATGTTGGCTAAAATGGACCTATTGTACGAGGTGCTT
 TATTGAATGCTATTGAGTTCGGAAACCTCATGGTTGAAAAAGGTTATGTTGGTGTATTA
 CACTTGATAACCAAGATCTTAATGGCAAATTTTATGATTTTGGTGATTTTCAGAAGACAG
 CGCCTGGTGTGGTGTCTGTTTTTGTATCGTATTATCTTACATGATGCCCATCATAG
 CCATGACTGATGCGTTGGCACCTGAGAGGTATTTGAATATGATGTGCATAAGGTTATA
 AATCTTATGATCTCCTCAAGTATGATTATACTGAGGAGAAACAAGATTTGTTTCAGAAGT
 ACTTTAAGTATTGGGATCAAGAGTATCACCCTAAGTGTGCGACTGTAGTGTGACAGGT
 GTTTGATACATTGTGCAAACTTCAACATCTGTTTTCTACACTGTACCGCAGACTTCTT
 TCGGTAATTTGTGTAGAAAGGTTTTTGTGATGGTGTACCATTATAGCTACTTGTGGCT
 ATCATTCTAAGGAACTTGGTGTATTTATGAATCAAGATAACACCATGTCATTTTCAAAA
 TGGGTTTGTAGTGAACCTCATGGAGTTTGTGGAGATCGTGGCTTGTAGTGGGACATGCA
 AATAATTAGTGGATCTTAGAACGTCTGTTTTAGTGTGTTGTGCTTTAGCGTCTGGTATTA
 CTCATCAAACGGTAAACCAGGTCACCTTAAACAAGGATTTCTACGATTTTGCAGAGAAGG

CTGGTATGTTTAAAGGAAGGTTCTTCTATACCACTTAAACATTTCTTCTACCCACAGACTG
GTAATGCTGCATAAACGATTATGATTATTATCGTTATAACAGGCCTACCATGTTTGATA
TACGTCAACTTTTATTTTGGTTTAGAAGTGACTTCTAAATATTTTGAATGTTATGAAGCGG
GCTGTATACCGCAAGCCAAGTTGTAGTTAAACAATTAGATAAGAGTGCAGGTTATCCGT
TCAATAAGTTTGGAAAAGGCCGTCTCTATTATGAAATGAGTCTAGAGGAGCAGGACCAAC
TCTTTGAGAGTACAAGAAGAACGTCCTGCCTACTATAACTCAGATGAATTTAAAATATG
CCATATCCGCGAAAAATAGAGCGGTACAGTGGCAGGTGTCTATCCTTTCTACTATGA
CTAATAGGCAGTTTCATCAGAAGATTCTTAAGTCTATAGTCAACACTAGAAAACGCTCCTG
TAGTTATTGGAAACAACCAAGTTTATGGCGGTTGGGATAACATGTTGAGAAAACCTTATTC
AGGGTGTGAGAGCCGATTCTTATGGGTTGGGATTATCCAAAGTGTGATAGAGCAATGC
CTAATTTGTTGCGTATAGCAGCATCTTTAGTACTCGCTCGTAAACACACTAATTGTTGTA
CTTGGTCTGAACGCGTTTATAGGTTGTATAATGAATGCGCTCAGGTTTATCTGAAACTG
TCTTAGCTACAGGTGGTATATATGTGAAACCTGGTGGTACTAGCAGTGGAGATGCTACTA
CTGCTTATGCAACAGTGTTTTCAACATAATACAAGCCACATCTGCTAATGTTGCGCGTC
TTTTGAGTGTATAACGCGTGATATTGTATATGATGACATTAAGAGCTTGCAGTATGAAT
TGTACCAGCAGGTTTATAGGCGAGTCAATTTTGACCCAGCATTTGTTGAAAAGTTTATTT
CTTATTTGTGTAAGAATTTCTCATTGATGATCTTGTCTGACGACGGTGTGTTTGTATA
ACAACACATTAGCCAAACAAGGCTTGTAGCAGATATTTCTGGTTTTAGAGAAGTTCTCT
ACTATCAGAACAATGTTTTTATGGCTGATCTAAATGTGGGTTGAACCAGATTTAGAAA
AAGGCCACATGAATTTGTTTACAGCACACAATGTTAGTGGAGGTTGATGGTGAGCCTA
GATACTTGCCATATCCAGACCCATCACGTATTTTGTGTGCATGTGTTTTGTAGATGATT
TGGATAAGACAGAATCTGTGGCTGTTATGGAGCGTTATATCGCTCTTGCCATAGATGCGT
ACCCACTAGTACATCATGAAAATGAGGAGTACAAGAAGGTATTTCTTTGTGCTTCTTTCAT
ACATCAGAAAACCTCTATCAAGAGCTTTCTCAGAATATGCTTATGGACTACTCTTTTGTAA
TGGATATAGATAAAGGTTAGTAAATTTGGGAACAGGAGTTCTATGAAAATATGTATAGAG
CCCCTACAACATTACAGTGTGTTGGCGTTTGTGTAGTGTGTAATAGTCAAACCTATATTGC
GCTGTGGTAATTTGATTCGCAACCATTTTGTGTTGTAAGTGTGCTATGACCATGTCA
TGCACACAGACCACAAAATGTTTTGTCTATAAATCCTTACATTTGCTCACAGCCAGGTT
GTGGTGAAGCAGATGTTACTAAATGTACCTCGGAGGTATGTCATACTTCTGCGGTAATC
ATAAACCAAAGTTATCAATACCGTTAGTATCTAATGGTACAGTGTGGAATTTACAGGG
CTAATTTGTCAGGTAGCGAAAATGTTGATGATTTAATCAACTAGCTACTACTAATGGT
CTACTGTGGAACCTTATATTTGGCAAATCGTTGTGTAGATTCGTTGAGACGCTTTGCTG
CAGAGACAGTAAAAGCTACAGAAGAATTACATAAGCAACAATTTGCTAGTGCAGAAGTGA
GAGAAGTACTCTCAGATCGTGAATTGATTCTGTCTTGGGAGCCAGGTAACCAGGCCTC
CATTGAATAGAAATATGTTTTCACTGGCTTTCACTTTACTAGAACTAGTAAAGTTTCAGC
TCGGTGATTTTACATTTGAAAAGGTGAAGGTAAGGACGTTGTCTATTATCGAGCGACGT
CTACTGCTAAATGTCTGTGAGACATTTTTGTTTAAACCTCACACAATGTTGTTTCTC
TTATAGCGCCAACGTTGTGCTCCTCAGCAAACCTTTTCTAGGTTTGTGAATTTAAGACCTA
ATGTGATGGTACCTGCGTGTTTTGTAAATAACATTCATTGTACCATTTAGTAGCAAGC
AGAAGCGTACTACAGTACAAGGCCCTCCTGGCAGTGGTAAATCCATTTTGTCTATAGGAT

- continued

TGGCGGCTTACTTTAGTAAACGCCCGTGTCTGTTTTACTGCATGCTCTCATGCAGCTGTTG
 ATGCTTTATGTGAAAAAGCTTTTAAAGTTCTTAAAGTAGATGATTGCACCTCGTATAGTAC
 CTCAAAAGGACTACTATCGATTGCTTCTCTAAGTTTAAAGGTAATGACACAGGCAAAAAGT
 ACATTTTTAGTACTATTAATGCCTTGCCAGAAGTTAGTTGTGACATTCTTTGGTTGACG
 AGGTTAGTATGTTGACCAATTACGAATTGTCTTTTATTAATGGTAAGATAAACTATCAAT
 ATGTTGTGTATGATAGGTGATCCTGCTCAATTACCGGCGCCTCGTACGTTGCTTAACGGTT
 CACTCTCTCCAAAGGATTATAATGTTGTACAAAACCTTATGGTTTGTGTTAAACCTGACA
 TTTTCCTTGCAAAGTGTACCCTTGCTCCTAAAGAAATGTAGATACTGTTTCTACTCTTG
 TATATGATGGAAAGTTTATGCAAATAACCCGGAATCACGTCAGTGTTCAGGTTATAG
 TTAATAATGGTAATCTGATGTAGGACATGAAAGTGGCTCAGCCTACAACATAACTCAAT
 TAGAATTTGTGAAAGATTTTGTCTGTGCAATAAGGAATGGCGGAAGCAACATTCATTT
 CACCTTATAATGCTATGAACAGAGAGCCTACCGTATGCTTGGACTTAATGTTTACAGACAG
 TAGACTCGTCTCAAGGTCGGAGTATGATTATGTTATCTTTTGTGTTACTGCAGATTTCGC
 AGCATGCACCTGAATATTACAGATTCAATGTAGCGCTTACAAGAGCCAAGCGTGTATAC
 TAGTTGTCTATGCTGAGCGTATGAACATATTCAGCTCTTAAAGTTTATAGAGCTTGATA
 GTGTAGCAAGTCTGCAAGGTACAGGCTTGTTTAAAATTTGCAACAAGAGTTTAGTGGTG
 TTCACCCAGCTTATGCAGTCACAACCTAAGGCTCTGCTGCAACTTATAAAGTTAATGATG
 AACTTGCTGCACCTTGTAAAGTGAAGCTGGTTCAGAAATAACATATAAACATCTTATTT
 CTTTGTAGGGTTTAAAGATGAGTGTAAATGTTGAAGGCTGCCACAACATGTTTATAACAC
 GTGATGAGGCTATCCGCAACGTAAGAGGTTGGGTAGGTTTGTATGTAGAAGCAACACATG
 CTTGCGGTACTAACATTGGTACTAACCTGCCTTTCCAAGTAGGTTTCTCTACTGGTGCAG
 ACTTTGTAGTTACGCCTGAGGGACTTGTAGATACTTCAATAGGCAATAATTTGAGCCTG
 TGAATTTAAAGCACTCCAGGTGAACAATTTAATCACTTGAGAGCGTTATTCAAAGTG
 CTAAACCTTGGCATGTTGTAAGGCCAAGGATTGTGCAAAATTTAGCGGATAACCTGTGCA
 ACGTTTCAGATTGTGTAGTGTGTTGTACGTTGGTGTATGGCCTAGAACTAACCACTTTGC
 GCTATTTTGTAAATAGGCAAGGACCAAGTTTGTCTTGCAGTTCTAGAGCAACAACCTT
 TTAATTCCTACTCAGGCTTATGCTTGTGGAAGCATTGCTTGGGTTTGTATTTGTTT
 ATAATCCACTCTTAGTGGATATTCAACAGTGGGTTATTCTGGTAACCTACAATTTAACC
 ATGATTTGCATTTGTAATGTGCATGGACACGCACATGTAGCTTCTGCGGATGCTATTATGA
 CGCGTTGTCTTGAATTAATAATGCATTTTGTCAAGATGTCAACTGGGATTTAACTTACC
 CTCATATAGCAAAATGAGGATGAAGTCAATCTAGCTGTAGATATTTACAACGCATGTATC
 TTAATGCATGTGTTGATGCTCTTAAAGTTAACGTTGTCTATGATATAGGCAACCCTAAAG
 GTATAAAAATGTTAGACGTGGAGACTTAAATTTTAGATTCTATGATAAGAATCCAATAG
 TACCAATGTCAAGCAGTTTGAAGTATGACTATAATCAGCACAAAGATAAGTTTGTGATG
 GTCTTTGTATGTTTGGAAATGTAATGTGGATTGTTATCCCGACAATTCCTTAGTTGTA
 GGTACGACACAGAAATTTGAGTGTGTTTAACTACCTGCTTGTAAATGGTGTAGCTTGT
 ATGTTAACAAGCATGCATTCACACACCTAAATTTGATCGCACTAGCTTTCGTAATTTGA
 AAGCTATGCCATTCCTTTTCTATGACTCATCGCCTTGCAGAGACCATTCAATGGATGGAG
 TTGCGCAAGACCTTGTGTCATTAGCTACGAAAGATTGTATCAGAAAATGCAACATAGGCG
 GTGCTGTTTGTAAAAGCAGCACAAATGTATGCAGATTTTGTGACTTCTTATAATGCAG
 CTGTTACTGCTGGTTTTACTTTTTGGGTTACTAATAATTTTAAACCATATAATTTGTGGA

- continued

AAAGTTTTTCAGCTCTCCAGTCTATCGACAATATGCTTATAATATGTATAAGGGTGGTC
ATTATGATGCTATTGCAGGAGAAATGCCCACTATCGTAACTGGAGATAAAGTTTTTGTTA
TAGATCAAGGCGTAGAAAAAGCAGTTTTTTTTAATCAACAATCTGCCTAGATCTGTAG
CGTTTGAGCTGTATGCGAAGAGAAAATATTCGCACACTGCCAAACAACCGTATTTTGAAAG
GTTTGGGTGTAGATGTGACTAATGGATTTGTAATTTGGGATTACACGAACCAACACCAC
TATACCGTAATACTGTTAAGGTATGTGCATATACAGACATAGAACCAATGGCCTAATAG
TGCTGTATGATGATAGATATGGTGATTACCAGTCTTTCTAGCTGCTGATAATGCTGTTT
TAGTTTCTACACAGTGTACAAGCGGTATTCGTATGTAGAAATACCGTCAAACCTGCTTG
TTCAGAACGGTATTCGGTTAAAAGATGGAGCGAACCTGTATGTTTATAAGCGTGTTAATG
GTGCGTTTTGTTACGCTACCTAACACATTAACACACAGGGTTCGAGTTATGAACTTTTG
AACCTCGTAGTGATGTTGAGCGTGATTTTCTCGACATGTCTGAGGAGAGTTTTGTAGAAA
AGTATGGTAAAGAATTAGGTCTACAGCACATACTGTATGGTGAAGTTGATAAGCCCAAT
TAGGTGGTTTACACACTGTTATAGGTATGTGCAGACTTTTACGTGCGAATAAGTTGAACG
CAAAGTCTGTTACTAATCTGATTCGTATGTCATGCAAAATATTTTGTATTGGCAGACA
ATGGTTCCTACAGCAAGTGTGTACTGTGTGGATTGCTGCTTGATGATTTCTTAGAAC
TTCTTAGGAACATACTGAAAGAGTATGGTACTAATAAGTCTAAAGTTGTAACAGTGTCAA
TTGATTACCATAGCATAAAATTTATGACTTGGTTTGAAGATGGCATTATTAACATGTT
ATCCACAGCTTCAATCAGCATGGACGTGTGGTTATAATATGCCTGAACTTTATAAGTTC
AGAATTGTGTTATGGAACCTTGCAACATTCCTAATTATGGTGTGGAATAGCGTTGCCAA
GTGGTATTATGATGAATGTGGCAAAGTATACACAACCTCTGTCAATACCTTTGAAAACAA
CAATGTGTGTACCGCATAATATCGGAGTAATGCATTTTGGAGCTGGAAGTGACAAAGGAG
TGGCTCCAGGTAGTACTGTTCTTAAACAATGGCTCCAGAAAGGACACTCCTTGTCGATA
ATGATAATTGTAGACTATGTGTCTGATGCACATGTTCTGTGCTTTGAGATTGCAATAAAT
ATAAGACAGAGCACAGTTTGTATCTGTGATATCTGATATGTATACAGACAATGATTCAA
AAAGAAAGCATGAAGGCGTGATAGCCAATAATGGCAATGATGACGTTTTTCATATATCTCT
CAAGTTTTCTCGTAATAAATTTGGCTCTAGGTGGTAGTTTTGCTGTAAGTGACAGAGA
CAAGTTGGCACGAAGTTTTATATGACATGACACAGGATGTGCATGGTGGACAATGTTTT
GTACAGCAGTGAATGCCTCTTCTCAGAAGCATTCTGGTTGGTGTAAATTATTTGGGTG
CAAGTGAAAAGGTTAAGGTTAGTGGAACCGCTGCACGCAATATATATTTTGAGGA
ATTGTAATATTTTACAAACCTCTGCTTATAGTATATTTGACGTTGCTAAGTTTGATTTGA
GATTGAAAGCAACACCAGTTGTTAATTTGAAAACGAAACAAAAGAGAGACTTAGTGTTTA
ATTTAATTAAGTGTGGTAAGTTACTGGTAAGAGATGTTGGTAACACCTCTTTTACTAGTG
TACCAAAGTGCCTTTAGACCACCTAATGGTTGGCATTACACGGGGGTGCTTATGCGGTA
GTTAATATTTCTAGCGAATCTAATAATGCAGGCTCTTACCTGGGTGATTTGTTGGTACT
ATTCATGGTGGTCGTGTTAATGCTTCTTCTATAGCTATGACGGCACCGTCATCAGGT
ATGGCTTGGTCTAGCAGTCAGTTTTGTACTGCACACTGTAACTTTTCAGATACTACAGTG
TTTGTACACATTGTTATAAATATGATGGGTGCTCCTATAACTGGCATGCTTCAAAGAAT
TTTTTACGTGTTCTGCTATGAAAAATGGCCAGCTTTTCTATAATTTAACAGTTAGTGTA
GCTAAGTACCCTACTTTTTAAATCATTTTCAGTGTGTTAATAATTTAACATCCGTATATTTA
AATGGTGATCTTGTTTACACCCTAATGAGACCACAGATGTTACATCTGCAGGTGTTTAT

- continued

TTTAAAGCTGGTGGACCTATAACTTATAAAGTTATGAGAGAAGTTAAAGCCCTGGCTTAT
 TTTGTTAATGGTACTGCACAAGATGTTATTTTGTGTGATGGATCACCTAGAGGCTTGTTA
 GCATGCCAGTATAAATACTGGCAATTTTTTCAGATGGCTTTTATCCTTTTATTAATAGTAGT
 TTAGTTAAGCAGAAGTTTATTGCTATCGTGAAAATAGTGTTAATACTACTTTTACGTTA
 CACAATTTCACTTTTCATAATGAGACTGGCGCCAACCCTAATCCTAGTGGTGTTCAGAAT
 ATTCAAACCTTACCAAACACAACAGCTCAGAGTGGTTATTATAATTTTAAATTTTTCCTTT
 CTGAGTAGTTTTGTTTATAAGGAGTCTAATTTTATGTATGGATCTTATCACCCAAGTTGT
 AATTTTAGACTAGAACATTAATAATGGCTTGTGGTTAATTCACCTTCAGTTTCAATT
 GCTTACGGTCCTCTTCAAGGTGGTTGCAAGCAATCTGTCTTAGTGGTAGAGCAACTTGT
 TGTATAGCTTATTCATATGGAGGTCCTTCGCTGTGTAAGGTGTTTATTACGGTGAAGT
 GATCTTAATTTTGAATGTGGACTGTAGTTTATGTTACTAAGAGCGGTGGCTCTCGTATA
 CAAACAGCCACTGAACCGCCAGTTATAACTCGACACAATTATAATAATATTACTTTAAAT
 ACTTGTGTGATTATAATATATATGGCAGAACTGGCCAAGGTTTTATTACTAATGTAACC
 GACTCAGCTGTTAGTTATAAATATCTAGCAGACGAGGTTTGGCTATTTTAGATACATCT
 GGTTCATAGACATCTTTGTTGTACAAGGTGAATATGGTCTTACTTATTATAGGTTAAC
 CCTTGCGAAGATGTCAACCAGCAGTTTGTAGTTTCTGGTGGTAAATTAGTAGGTTTCTT
 ACTTCACGTAATGAGACTGGTTCTCAGCTTCTTGAGAACCAGTTTTACATTTAAATCACT
 AATGGAACACGTCGTTTTAGACGTTCTATTACTGAAAATGTTGGAATTTGCCCTTATGTT
 AGTTATGGTAAGTTTTGTATAAAAACCTGATGGTTCAATGGCCACAATAGTACCAAACAA
 TTGGAACAGTTTGTGGCACCTTTACTTAAATGTTACTGAAAATGTGCTCATACTTACAGT
 TTTAATTTAACTGTTACAGATGAGTACATACAAAACGCGTATGGATAAGGTCCAAATTAAT
 TGCTGCAGTATGTTTGTGGCAATTTCTCGGATTGTAGAGATTTGTTTCAACAATATGGG
 CCTGTTTGTGACAACATATTGCTGTAGTAATAGTATGGTCAAAAAGAAGATATGGAA
 CTTTTGAATTTCTATTCTTCTACTAAACCGGCTGGTTTTAATACACCATTTCTTAGTAAT
 GTTAGCACTGGTGAAGTTAATATTTCTCTTCTGTAAACAACCTCCTAGTAGTCTTAGAAGG
 CGTTCTTTTATTGAAGACCTTCTATTTACAAGCGTTGAATCTGTTGGATTACCAACAGAT
 GACGCATACAAAAATTGCACTGCAGGACCTTTAGGTTTTCTTAAGGACCTTCCGTGTGCT
 CGTGAATATAATGGTTTGTGTTGCCTCCCATTTATAACAGCAGAAATGCAATTTTG
 TATACTAGTTCTCTAGTAGCTTCTATGGCTTTTGGTGGTATTACTGCAGCTGGTGTATA
 CCTTTTGCACACAACCTGCAGGCTAGAATTAATCACTTGGGTATTACCCAGTCACTTTTG
 TTGAAGAATCAAGAAAAAATTGCTGCTTCTTTAATAAGGCCATTGGTCGTATGCAGGAA
 GGTTTTAGAAGTACATCTCTAGCATTACAACAAATTCAAGATGTTGTTAATAAGCAGAGT
 GCTATTCTTACTGAGACTATGGCATCACTTAATAAAAAATTTGGTGTCTATTCTTCTATG
 ATCAAGAAATCTACCAGCAACTTGACGCCATACAAGCAAAATGCTCAAGTGGATCGTCTT
 ATAACCTGGTAGATTGTCATCACTTTCTGTTTGTAGCATCTGCTAAGCAGGCGGAGCATATT
 AGAGTGTCAACACGCGTGAAGTTAGCTACTCAGAAAAATTAATGAGTGTGTTAAGTCACAG
 TCTATTAGGTACTCCTTTTGTGGTAATGGACGACATGTTCTAACCATACCGCAAAATGCA
 CCTAATGGTATAGTGTATAACACTTTTCTTATACTCCAGATAGTTTTGTTAATGTACT
 GCAATAGTGGGTTTTTGTGTAAGCCAGCTAATGCTAGTCAATAGTCAATAGTACCCGCT
 AATGGTAGGGTATTTTTATACAAGTTAATGGTAGTTACTACATCACAGCACGAGATATG
 TATATGCCAAGAGCTATTACTGCAGGAGATATAGTTACGCTTACTTCTTGTCAAGCAAT

TATGTAAGTGTAATAAGACCGTCATTACTACATTCGTAGACAATGATGATTTTGATTTT
AATGACGAATTGTCAAAATGGTGGAAATGACACTAAGCATGAGCTACCAGACTTTGACAAA
TTCAATTACACAGTACCTATACTTGACATTGATAGTGAATGATCGTATTCAAGGCGTT
ATACAGGGTCTTAATGACTCTTAATAGACCTTGAAAACTTCAATACTCAAACTTAT
ATTAAGTGGCCTTGGTATGTGTGGTTAGCCATAGCTTTTGCCACTATTATCTTCATCTTA
ATACTAGGATGGGTTTTCTTCATGACTGGATGTTGTGGTTGTTGTGTGGATGCTTTGGC
ATTATGCCTCTAATGAGTAAGTGTGGTAAGAAATCTTCTTATTACACGACTTTTGATAAC
GATGTGGTAACTTAACAATACAGACCTAAAAAGTCTGTTTAAATGATTCAAAGTCCCACGT
CCTTCTAATAGTATTAATTTTTCTTTGGTGTAACTTGACTAAGTTGTTTTAGAGAGT
TTATTATAGCGCTCCAACAACATAACAAGTTTTACTCCAATATCAATAGTAACTTAC
AGCCTAGACTGACCCTTTGTCCAGTCTAGACTAATGTTAACTTAGAAGCAATTATTGA
AACTGGTGGCAGGTGATTCAAAAATCAGTTTCAATTTACAGCATATTTCAAGTGATT
AAACACAGAAGTATTTGACCCCTTTGACTATTGTTATTACAGAGGAGTAATTTTTGGGA
AATAGAGTCAGCTGAAGATTGTTCCAGGTGATGATGAATTTATTGAATAAGTCGCTAGAGG
AAAATGGAAGTTTTCTAACAGCGCTTTATATATTTGTAGGATTTTAGCACTTTATCTTC
TAGGTAGAGCACTTCAAGCATTTGTACAGGCTGCTGATGCTTGTGTTATTTTGGTATA
CATGGGTAGTAATCCAGGAGCTAAGGGTACAGCCTTTGTATATAAGTATACATATGGTA
GAAAACCTAACATCGGAATTAGAAGCAGTTATTGTCAACGAGTTTCCTAAGAACGGTT
GGAAATAAATAAATCCAGCAAAATTTCAAGATGTCCAACGAGACAAATGTACTCTTGAC
TTTGAACAGTCAGTTGAGCTTTTTAAAGAGTATAATTTATTTATAACTGCATTCTTGTG
TTCTTAACCATAATACTTCAGTATGGCTATGCAACAAGAAGTAAGTTTATTTATATACTG
AAAATGATAGTGTATGGTGCTTTTGGCCCTTAAACATTGCAAGTGGTGAATTTTCATGT
ATATACCCACCAACACAGGAGGCTTTGTGCGCAGCGATAATACTTACAGTGTTTGCGTGT
CTGTCTTTTGTAGGTTATTTGGATCCAGAGTATTAGACTCTTTAAGCGGTGATGATCATGG
TGGTCATTTAACCCAGAATCTAATGCCGTAGGTTCAATACTCCTAATAATGGTCAACAA
TGTAATTTGCTATAGAGAGTGTGCCAATGGTGCCTTCTCCAATTATAAAGAATGGTGT
CTTTATTGTGAGGGTCAAGTGGCTTGCTAAGTGTGAACAGACCCTTGCCATAAGATATA
TTTGTTTGTACACCGGATAGACGTAATATCTACCGTATGGTGCAGAAATATACTGGTGC
CAAAGCGGAAATAAGAAACGGTTTGCTACGTTTGTCTATGCAAAGCAGTCAAGTACT
GGCAGCTAGAAAGTGTAGCAACAGGAGGAGTAGTCTTTACACCTAAATGTGTGTGTGT
AGAGAGTATTTAAAATTTCTTTAATAGTGCCTCTATTTAAGAGCGCATAATAGTATT
ATTTTGGAGATATTAATATAAATCCTCTCTGTTTTATACTCTCTTTTCAAGAGCTATTA
TTTAAAAACAGTTTTTCCACTCTTTTGTGCCAAAACTATTGTTGTTAATGGTGAAC
TTTCAAGTAGATAATGGAAAAGTCTACTACGAAGGAAAACCAATTTTTCAGAAAGGTTGT
TGTAGGTTGGTTGAGTTATAAAAAAGATTAACCTACTACTACACTTATTTTATAAG
AGGCGTTTTATCTTCAAGCGCTTAATAAATACGGACGATGAAATGGCTGACTAGTTTTG
TAAGGCGAGTTATTTTCATGTTATAAACCCCTATTATTAACCTCAATTAAGAGTATTAGATA
GGTTAATCTTAGATCATGGACAAAACACATCTTAACGTGTGTTAGGTGCGTGATTTTGT
TTCAATTAGATTTAGTTTATAGGTTGGCGTATACGCCTACTCAATCGCTGGTATGAATAA
TAGTAAAGATAATCCTTTTTGCGGAGCAATAGCAAGAAAAGCGCAATTTATCTGAGAGA

- continued

AGGATTAGATTGTGTTTACTTTCTTAAACAAAGCAGGACAAGCAGAGTCTTGTCCCGCGTG
TACCTCTCTAGTATTCCAGGGGAAAACCTTGTGAGGAACACAAATATAATAATAATCTTTT
GTCATGGCAAGCGGTAAGGCAACTGGAAAGCAGATGCCCCAGCTCCAGTCATCAAACATA
GGAGGACCAAAGCCACCTAAAGTTGGTTCTTCTGGAAATGTATCTTGGTTTCAAGCAATA
AAAGCCAAGAAGTTAAATTACCTCCGCCTAAGTTTGAAGGTAGCGGTGTTCTCTGATAAT
GAAAATCTAAAACCAAGTCAGCAGCATGGATATTGGAGACGCCAAGCTAGGTTTAAAGCCA
GGTAAAGGTGGAAGAAAACAGTCCCAGATGCTTGGTATTTTTAGTATACTGGAACAGGA
CCAGCCGCTAACCTGAATTGGGGTATAGCCAAGATGGTATAGTGTGGTTGCTGGTAAG
GGTGTGATACTAAATTTAGATCTAATCAGGGTACTCGTGACTCTGACAAGTTTGACCAA
TATCCGCTACGGTTTTTACAGCGGAGGACCTGATGGTAATTTCCGTTGGGATTTCAATTCCT
CTGAATCGTGGCAGGAGTGGGAGATCAACAGCAGCTTCATCAGCAGCATCTAGTAGAGCA
CCATCACGTGAAGTTTCGCGTGGTTCGAGGAGTGGTTCGAAGATGATCTTATTGCTCGT
GCAGCAAGGATAATTCAGGATCAGCAGAAGAGGGTTCTCGCATTACAAAGGCTAAGGCT
GATGAAATGGCTCACCCCGGTATTGCAAGCGCAGTATCCACCTAATTTAAGGTTGAT
CAAGTGTTTGGTCCCGTACTAAAGGTAAGGAGGGAAATTTGGTGATGACAAGATGAAT
GAGGAAGGTATTAAGGATGGGCGGTTACAGCAATGCTCAACCTAGTTCTTAGCAGCCAT
GCTTGTCTTTTCGGAAGTAGAGTGACGCCAGACTTCAACCAGATGGGCTGCACCTTGAAA
TTTGAATTTACTACTGTGGTCCACGTGATGATCCGAGTTGATAATTATGTAATAAATT
TGTGATCAGTGTGTTGATGGTGTAGGAACCGTCCAAAAGATGATGAACCAAGACCAAAG
TCACGCTCAAGTTCAAGACCTGCAACAAGAGGAAATTTCCAGCGCCAAGACAGCAGCGC
CCTAAGAAGGAGAAAAAGCCAAAGAAGCAGGATGATGAAGTGATAAAGCATTGACCTCA
GATGAGGAGAGGAACAATGCACAGCTGGAATTTGATGATGAARCCCAAGGTAATTAAGTGG
GGGATTCAGCGCTAGGAGAGAATGAACTTTGAGTAAATTTGAATAGTAAGAGTTAAGGA
AGATAGGCATGTAGCTTGATTACCTACATGTCTATCGCCAGGAAATGTCTAATTTGTCT
ACTTAGTAGCCTGGAACGAACGGTAGACCCTTAGATTTTAATTTAGTTTAATTTTGTAGT
TTAGTTTAAAGTTAGTTTAGAGTAGGTATAAAGATGCCAGTGGCGGGCCACGCGGAGTAC
GACCGAGGTACAGCACTAGGACGCCATTAGGGGAAGAGCTAAATTTTAGTTTAAAGTTA
AGTTTAAATGGCTATGTATAGTTAAATTTTATAGGCTAGTATAGAGTTAGAGCAAAAAAA
AAAAA

Replicase

In addition to the structural and accessory genes, two-thirds of a coronavirus genome comprises the replicase gene (at the 5' end of the genome), which is expressed as two polyproteins, pp1a and pp1ab, in which pp1ab is an extension product of pp1a as a result of a -1 ribosomal shift mechanism. The two polyproteins are cleaved by two types of virus-encoded proteinases usually resulting in 16 non-structural proteins (Nsp1-16); IBV lacks Nsp1 thereby encoding Nsp2-16.

Thus Gene 1 in IBV encodes 15 (16 in other coronaviruses) non-structural proteins (nsp2-16), which are associated with RNA replication and transcription.

The term 'replicase protein' is used herein to refer to the pp1a and pp1ab polyproteins or individual nsp subunits.

The term 'replicase gene' is used herein to refer to a nucleic acid sequence which encodes for replicase proteins.

A summary of the functions of coronavirus nsp proteins is provided in Table 1.

TABLE 1

Nsp Protein	Key features
1	Conserved within but not between coronavirus genetic groups; potential regulatory functions in the host cell.
2	Dispensable for MHV and SARS-CoV replication in tissue culture
3	Acidic domain; macro domain with ADRP and poly (ADP-ribose)-binding activities; one or two ZBD-containing papain-like proteases; Y domain
4	Transmembrane domain
5	3C-like main protease, homodimer
6	Transmembrane domain
7	Interacts with nsp8 to form a hexadecamer complex
8	Noncanonical RNA polymerase; interacts with nsp7 to form a hexadecameric complex
9	ssRNA-binding protein, dimer
10	RNA-binding protein, homododecamer, zinc-binding domain, known to interact with nsp14 and nsp16

TABLE 1-continued

Nsp Protein	Key features
11	Unknown
12	RNA-dependent RNA polymerase
13	Zinc-binding domain, NTPase, dNTPase, 5'-to-3' RNA and DNA helicase, RNA 5'-triphosphate
14	3'-to 5' exoribonuclease, zinc-binding domain and N7-methyltransferase
15	Uridylate-specific endoribonuclease, homohexamer
16	Putative ribose-2'-O-methyltransferase

The variant replicase gene encoded by the coronavirus of the present invention comprises a mutation in one or more of the sections of sequence encoding nsp-10, nsp-14, nsp-15 or nsp-16.

Nsp10 has RNA-binding activity and appears to be involved in homo and/or heterotypic interactions within other nsps from the pp1a/pp1ab region. It adopts an α/β fold comprised of five α -helices, one 3_{10} -helix and three β -strands. Two zinc-binding sites have been identified that are formed by conserved cysteine residues and one histidine residue (Cys-74/Cys-77/His-83/Cys-90; Cys-117/Cys-120/Cys-128/Cys-130). The protein has been confirmed to bind single-stranded and double-stranded RNA and DNA without obvious specificity. Nsp-10 can be cross-linked with nsp-9, suggesting the existing of a complex network of protein-protein interactions involving nsp-7, -8, -9 and -10. In addition, nsp-10 is known to interact with nsp-14 and nsp-16.

Nsp-14 comprises a 3'-to-5' exoribonuclease (ExoN) active domain in the amino-terminal region. SARS-CoV ExoN has been demonstrated to have metal ion-dependent 3'-to-5' exoribonuclease activity that acts on both single-stranded and double-stranded RNA, but not on DNA. Nsp-14 has been shown to have proof-reading activity. This nsp has also been shown to have N7-methyltransferase (MT) activity in the carboxyl-terminal region.

Nsp-15 associated NendoU (nidoviral endoribonuclease, specific for U) RNase activity has been reported for a number of coronaviruses, including SARS-CoV, MHV and IBV. The activities were consistently reported to be significantly enhanced by Mn^{2+} ions and there was little activity in the presence of Mg^{2+} and Ca^{2+} . NendoU cleaves at the 3' side of uridylate residues in both single-stranded and double-stranded RNA. The biologically relevant substrate(s) of coronavirus NendoUs remains to be identified.

Nsp-16 has been predicted to mediate ribose-2'-O-methyltransferase (2'-O-MTase) activity and reverse-genetics experiments have shown that the 2'-O-MTase domain is essential for viral RNA synthesis in HCoV-229E and SARS-CoV. The enzyme may be involved in the production of the cap 1 structures of coronavirus RNAs and it may also cooperate with NendoU and ExoN in other RNA processing pathways. 2'-O-MTase might also methylate specific RNAs to protect them from NendoU-mediated cleavage.

The genomic and protein sequences for nsp-10, -14, -15 and -16 are provided as SEQ ID NO: 2-5 and 6-9, respectively.

(nsp-10 nucleotide sequence- nucleotides 11884-12318 of SEQ ID NO: 1)
SEQ ID NO: 2

TCTAAAGGTCATGAGACAGAGGAAGTGGATGCTGTAGGCATTCTCTCACTTTGTTCTTTTGCAGTA
GATCCTGCGGATACATATTGTAATAATGTGGCAGCAGGTAATCAACCTTTAGGTAAGTGTGTTAAA
ATGTTGACAGTACATAATGGTAGTGGTTTTGCAATAACATCAAGCCAAGTCCAACCTCCGGATCAG
GATTCTTATGGAGGAGCTTCTGTGTCTTTATTGTAGAGCACATATAGCACACCTTGGCGGAGCA
GGAAATTTAGATGGACGCTGTCAATTTAAAGGTTCTTTGTGCAATACTACTACGGAGAAAGAT
CCTGTTGGATTCTGTCTACGTAACAGGTTTTGCACTGTTTGTCACTGTTGGATTGGTTATGGATG
CAGTGTGATTCACTTAGACAACCTAAACCTTCTGTTCCAG

(nsp-14 nucleotide sequence- nucleotides 16938-18500 of SEQ ID NO: 1)
SEQ ID NO: 3

GGTACAGGCTTGTAAAAATTTGCAACAAAGAGTTTAGTGGTTCACCCAGCTTATGCAGTCACA
ACTAAGGCTCTGTGCAACTTATAAAGTTAATGATGAACTGCTGCCTGTTAACTGGAAGCT
GGTTCAGAAATAACATATAAACATCTTATTCTTTGTTAGGGTTAAGATGAGTGTAAATGTTGAA
GGCTGCCACAACATGTTTATAACACGTGATGAGGCTATCCGCAACGTAAGAGGTTGGTAGGTTTT
GATGTAGAAGCAACACATGCTTGCCTACTAACATGGTACTAACCTGCCTTCCAGTAGGTTTT
TCTACTGGTGACACTTTGTAGTTACGCTGAGGGACTTGTAGATACTTCAATAGGCAATAATTTT
GAGCCTGTGAATTTAAAGCACCTCCAGGTGAACAATTAATCACTTGAGAGCGTTATTCAAAGT
GCTAAACCTTGGCATGTTGTAAGGCCAAGGATTGTGCAATGTTAGCGGATAACCTGTGCAACGTT
TCAGATTGTGTAGTGTGTCACGTGGTGTATGGCCTAGAACTAACCACTTTCGCTATTTTGT
AAAAATAGGCAAGGACCAAGTTTGTCTTTCGCGTTCTAGAGCAACAACCTTTAATCTCATACTCAG
GCTTATGCTTGTGGAAGCATTGCTTGGGTTTTGATTTGTTTATAATCCACTCTTAGTGGATATT
CAACAGTGGGTTATTCTGGTAACCTACAATTTAACCATGATTTGCATTGTAATGTGCATGGACAC
GCACATGTAGCTTCTGCGGATGCTATTATGACGCGTTGTCTTGCATTAATAATGCATTTTGTCA

-continued

GATGTCAACTGGGATTAACTTACCTCATATAGCAAATGAGGATGAAGTCAATTCAGCTGTAGA
 TATTTACAACGCATGTATCTTAATGCATGTGTTGATGCTCTTAAAGTTAACGTTGTCTATGATATA
 GGCAACCCATAAGGTATTAATGTGTTAGACGTGGAGACTTAAATTTTAGATTCTATGATAAGAAT
 CCAATAGTACCCAATGTCAAGCAGTTTGAGTATGACTATAATCAGCACAAAGATAAGTTTGTCTGAT
 GGTCTTTGTATGTTTTGGAATTGTAATGTGGATTGTTATCCCGACAATTCCTTACTTTGTAGGTAC
 GACACACGAAATTTGAGTGTGTTTAACTACCTGGTTGTAATGGTGGTAGCTTGTATGTTAACAAG
 CATGCATTCCACACACCTAAATTTGATCGCACTAGCTTCGTAATTTGAAAGCTATGCCATTCCTTT
 TTCTATGACTCATCGCCTTGCAGACCATTCAATGGATGGAGTTGCGCAAGACCTTGTGTCATTA
 GCTACGAAAGATTGTATCACAATAATGCAACATAGGCGGTGCTGTTTGTAAAAGCACGCACAATG
 TATGCAGATTTTGTGACTTCTATAATGCAGCTGTTACTGCTGGTTTTACTTTTTGGGTTACTAAT
 AATTTTAACCCATATAATTTGTGGAAAAGTTTTTCAGCTCTCCAG

(nsp-15 nucleotide sequence- nucleotides 18501-19514 of SEQ ID NO: 1)
 SEQ ID NO: 4
 TCTATCGACAATATGCTTATAATATGTATAAGGGTGGTCATTATGATGCTATTGCAGGAGAAATG
 CCCACTATCGTAACTGGAGATAAAGTTTTTGTATAGATCAAGGCGTAGAAAAAGCAGTTTTTTTT
 AATCAAACAATTCGCCTACATCTGTAGCGTTTGAGCTGTATCGAAGAGAAATATTCGCACACTG
 CCAAACAACCGTATTTTGAAGGTTTGGGTGTAGATGTGACTAATGGATTTGTAATTTGGGATTAC
 ACGAACCAAAACCCACTATACCGTAATACTGTTAAGGTATGTGCATATACAGACATAGAACCAAT
 GGCCTAATAGTGTGTATGATGATAGATATGGTATTACCAGTCTTTTCTAGCTGCTGATAATGCT
 GTTTTAGTTTCTACACAGTGTACAAAGCGTATTGATGTAGAAATACCGTCAAACCTGCTTGT
 CAGAACGGTATTCGGTAAAAGATGGAGCGAACCTGTATGTTTATAAGCGTGTAAATGGTGCCTTT
 GTTACGCTACCTAACACAATAAACACACAGGGTCAAGTTATGAAACTTTTGAACCTCGTAGTGAT
 GTTGAGCGTGATTTTCTCGACATGTCTGAGGAGTTTTGTAGAAAAGTATGGTAAAGAATTAGGT
 CTACAGCACATACTGTATGGTGAAGTTGATAAGCCCAATTAGGTGGTTTCCACACTGTTATAGGT
 ATGTGCAGACTTTTACGTGCGAATAAGTTGAACGCAAAGTCTGTTACTAATCTGATTCGTATGTC
 ATGCAAAATTTTGTATGTCAGACAATGGTTCTACAAGCAAGTGTACTGTTGTGGATTG
 CTGCTTGATGATTTCTTAGAACTTCTTAGGAACATACTGAAAGAGTATGGTACTAATAAGTCTAAA
 GTTGTAAACAGTGTCAATGATTACCATAGCATAAATTTATGACTTGGTTTGAAGATGGCATTATT
 AAAACATGTTATCCACAGCTTCAA

(nsp-16 nucleotide sequence- nucleotides 19515-20423 of SEQ ID NO: 1)
 SEQ ID NO: 5
 TCAGCATGGACGTGTGGTTATAATATGCCTGAACTTATAAAGTTTCAAGTGTGTTATGGAACCT
 TGCAACATTCCTAATATGGTGTGGAATAGCGTTGCCAAGTGGTATTATGATGAATGTGGCAAAG
 TATACACAACCTCTGTCAATACCTTTGAAAACAACAATGTGTGTACCGCATAATATGCGAGTAATG
 CATTTTGGAGCTGGAAGTGACAAGGAGTGGTGCCAGGTAGTACTGTTCTTAAACAATGGCTCCCA
 GAAGGGACACTCCTTGTGATAATGATATTGTAGACTATGTGTCTGATGCACATGTTCTGTGCTT
 TCAGATTGCAATAAATAAAGACAGAGCACAAGTTTGATCTTGTGATATCTGATATGTATACAGAC
 AATGATTCAAAAGAAAGCATGAAGGCGTGATAGCCAATAATGGCAATGATGACGTTTTTCATATAT
 CTCTCAAGTTTTCTCGTAATAAATTTGGCTCTAGGTGGTAGTTTTGCTGTAAAAGTGACAGAGACA
 AGTTGGCACGAAGTTTTATATGACATTGCACAGGATTGTGCATGGTGGACAATGTTTTGTACAGCA
 GTGAATGCCTCTTCTCAGAAGCATTCTTGATTGGTGTAAATTAATTTGGGTGCAAGTGAAAAGGTT
 AAGGTTAGTGAAAAACGCTGCACGCAAATTATATATTTGGAGGAATTGTAATTATTTACAACC

-continued

TCTGCTTATAGTATATTTGACGTTGCTAAGTTTGATTTGAGATTGAAAGCAACGCCAGTTGTTAAT
 TTGAAACTGAACAAAAGACAGACTTAGTCTTTAATTAATTAAGTGTGGTAAGTTACTGGTAAGA
 GATGTTGGTAACACCTCTTTTACTAGTGACTCTTTTGTGTGTACTATGTAG

(nsp-10 amino acid sequence)

SEQ ID NO: 6

SKGHETEEDVAVGILSLCSFAVDPADTYCKYVAAGNQPLGNCVKMLTVKNGSGFAITSKPSPTDQ
 DSYGGASVCLYCRAHIAHPGGAGNLDGRCQPKGSFVQIPTTEKDPVGFCLRNKVCVQCWIGYGC
 QCDSLROPKPSVQ

(nsp-14 amino acid sequence)

SEQ ID NO: 7

GTGLFKICNKEFSGVHPAYAVTTKALAATYKVNDELAALVNVEAGSEITYKHLISLLGFKMSVNVE
 GCHNMFITRDEAIRNVRGWVGFVDEATHACGTNIGTNLPPQVGFSTGADFVVTPEGLVDTSIGNNF
 EPVNSKAPPGEQFNHLRALFKSAKPWHVVRPRIVQMLADNLCNVSDCVVFTWCHGLELTLTRYFV
 KIGKDQVCSCGRATTFNSHTQAYACWKHCLGDFVYNPLLVDIQQWGYSGNLQFNHDLHCNVHGH
 AHVASADAIMTRCLAINNAFCQDVNWDLTYPHIANEDEVNSSCRYLQRMVNLNACVDALKVNVVYDI
 GNPKGIKCVRRGDLNFRFYDKNPVIVPNVKQFEYDYNQHKDKFADGLCMFWNCNVDCYPDNSLVCRY
 DTRNLSVFNLPGCNGGSLVYNKHAHFTPKFDRTSFRNLKAMPPFFYDSSPCETIQLDGVAQDLVSL
 ATKDCITKCNICGAVCKKKAQMYADFVTSYNAAVTAGFTFWVTNNFNPYNLWKSFSALQ

(nsp-15 amino acid sequence)

SEQ ID NO: 8

SIDNIAYNMYKGGHYDAIAGEMPTIVTGDKVFVIDQGVKAVFFNQITILPTSVAFELYAKRNIRTL
 PNNRILKGLGVDVTNGFVIWDTYNQTPLYRNTVKVCAVTDIEPNGLIVLYDDRYGDYQSFLAADNA
 VLVSTQCYKRYSYVEIPSNLLVQNGIPLKDGANLYVYKRVNGAFVTLNPTLNTQGRSYETFEPRSD
 VERDFLDMSEESFVEKYKELGLQHILYGEVDKPKQLGGLHTVIGMCRLLRANKLNAKSVTNSDSV
 MQNYFVLADNGSYKQVCTVVDLLDDFLELLRNILKEYGTNKSQVTVSIDYHSINFMTWFEDGII
 KTCYPQLQ

(nsp-16 amino acid sequence)

SEQ ID NO: 9

SAWTCGYNMPELYKVNQNCVMEPCNIPNYGVGIALPSGIMMNVAKYTQLCQYLSKTTMCPVPHNMRVM
 HFGAGSDKGVAPGSTVLKQWLPETGLLVNDIVDYVSDAHVSVLSDCNKYKTEHKFDLVI SDMYTD
 NDSKRKHEGVIANNGDDVFIYLSFSLRNALGGSFAVKVTETSWHEVLYDIAQDCAWWTFCTA
 VNASSEAFVGVNVLGASEKVIWSGKTLHANYIFWRNCNYLQTSAYSIFDVAKFDLRLKATPVVN
 LKTEQKTDLVFNLIKCGKLLVRDVGNTSFTSDSFVCTM

Reduced Pathogenicity

The live, attenuated coronavirus of the present invention comprises a variant replicase gene which causes the virus to have reduced pathogenicity compared to a coronavirus expressing the corresponding wild-type gene.

The term “attenuated” as used herein, refers to a virus that exhibits said reduced pathogenicity and may be classified as non-virulent. A live, attenuated virus is a weakened replicating virus still capable of stimulating an immune response and producing immunity but not causing the actual illness.

The term “pathogenicity” is used herein according to its normal meaning to refer to the potential of the virus to cause disease in a subject. Typically the pathogenicity of a coronavirus is determined by assaying disease associated symptoms, for example sneezing, snicking and reduction in tracheal ciliary activity.

The term “reduced pathogenicity” is used to describe that the level of pathogenicity of a coronavirus is decreased, lessened or diminished compared to a corresponding, wild-type coronavirus.

In one embodiment, the coronavirus of the present invention has a reduced pathogenicity compared to the parental M41-CK virus from which it was derived or a control coronavirus. The control coronavirus may be a coronavirus with a known pathogenicity, for example a coronavirus expressing the wild-type replicase protein.

The pathogenicity of a coronavirus may be assessed utilising methods well-known in the art. Typically, pathogenicity is assessed by assaying clinical symptoms in a subject challenged with the virus, for example a chicken.

As an illustration, the chicken may be challenged at 8-24 days old by nasal or ocular inoculation. Clinical symptoms, associated with IBV infection, may be assessed 3-10 days post-infection. Clinical symptoms commonly assessed to

determine the pathogenicity of a coronavirus, for example an IBV, include gasping, coughing, sneezing, snicking, depression, ruffled feathers and loss of tracheal ciliary activity.

The variant replicase of the present invention, when expressed in a coronavirus, may cause a reduced level of clinical symptoms compared to a coronavirus expressing a wild-type replicase.

For example a coronavirus expressing the variant replicase may cause a number of snicks per bird per minute which is less than 90%, less than 80%, less than 70%, less than 60%, less than 50%, less than 40%, less than 30%, less than 20% or less than 10% of the number of snicks caused by a virus expressing the wild type replicase.

A coronavirus expressing a variant replicase according to the present invention may cause wheezing in less than 70%, less than 60%, less than 50%, less than 40%, less than 30%, less than 20% or less than 10% of the number of birds in a flock infected with the a virus expressing the wild type replicase.

A coronavirus expressing a variant replicase according to the present invention may result in tracheal ciliary activity which is at least 60%, at least 70%, at least 80%, at least 90% or at least 95% of the level of tracheal ciliary activity in uninfected birds.

A coronavirus expressing a variant replicase according to the present invention may cause clinical symptoms, as defined in Table 2, at a lower level than a coronavirus expressing the wild type replicase.

levels when administered to broiler chickens with maternal antibodies as these strains are neutralized by the maternal antibody pool.

Thus a viral particle must be sufficiently efficient at replicating and propagating to ensure that it is not neutralized by the maternally-derived antibodies against the virus. Maternally-derived antibodies are a finite pool of effective antibodies, which decrease as the chicken ages, and neutralization of the virus in this manner does not equate to the establishment of long-term immunity for the embryo/chick. In order to develop long-term immunity against the virus, the embryo and hatched chicken must develop an appropriate protective immune response which is distinct to the effect of the maternally-derived antibodies.

To be useful for in ovo vaccination, the virus must also not replicate and propagate at a level which causes it to be pathogenic to the embryo.

Reduced pathogenicity in terms of the embryo may mean that the coronavirus causes less reduction in hatchability compared to a corresponding, wild-type control coronavirus. Thus the term "without being pathogenic to the embryo" in the context of the present invention may mean "without causing reduced hatchability" when compared to a control coronavirus.

A suitable variant replicase may be identified using methods which are known in the art. For example comparative challenge experiments following in ovo vaccination of

TABLE 2

IBV severity limits based on clinical signs:	
Snicking (sneezing) Nasal exudate Watery eyes Swollen infraorbital sinuses Rales (vibration in trachea or bronchi region)	IBV specific: Mild (N.B. Respiratory signs become apparent from 2-3 dpi if they are going to occur and can continue for up to 7d).
Hunched posture/depressed Fluffed up feathers Eating and drinking less	Mild, if exceed 2d increase to moderate
Drinking in excess: evident by fluid filled crop or measured water intake	IBV specific: Mild, if exceed 24h increase to moderate for a max of 2d. If still drinking in excess then kill by schedule 1 method.
Less active but still evade capture Weight loss Not eating or drinking	Mild, if exceed 1d increase to moderate.
Birds sit alone and does not evade capture Severe respiratory distress: e.g. excessive gasping Snicking and/or rales for 7d in total	Moderate: birds at end point. Kill by schedule 1 method.
Found dead	Severe: report to project license holder. Full post-mortem to be performed.

The variant replicase of the present invention, when expressed in a coronavirus, may cause the virus to replicate at non-pathogenic levels in ovo.

While developing vaccines to be administered in ovo to chicken embryos, attention must be paid to two points: the effect of maternal antibodies on the vaccines and the effect of the vaccines on the embryo. Maternal antibodies are known to interfere with active immunization. For example, vaccines with mild strains do not induce protective antibody

embryos with or without maternally-derived antibodies may be performed (i.e. wherein the layer has or has not been vaccinated against IBV).

If the variant replicase enables the virus to propagate at a level which is too high, the embryo will not hatch or will not be viable following hatching (i.e. the virus is pathogenic to the embryo). A virus which is pathogenic to the embryo may kill the embryo.

If the variant replicase causes a reduction in viral replication and propagation which is too great, the virus will be

neutralised by the maternally-derived antibodies. Subsequent challenge of the chick with IBV will therefore result in the development of clinical symptoms (for example wheezing, snicking, loss of ciliary activity) and the onset of disease in the challenged chick; as it will have failed to develop effective immunity against the virus.

Variant

As used herein, the term ‘variant’ is synonymous with ‘mutant’ and refers to a nucleic acid or amino acid sequence which differs in comparison to the corresponding wild-type sequence.

A variant/mutant sequence may arise naturally, or may be created artificially (for example by site-directed mutagenesis). The mutant may have at least 70, 80, 90, 95, 98 or 99% sequence identity with the corresponding portion of the wild type sequence. The mutant may have less than 20, 10, 5, 4, 3, 2 or 1 mutation(s) over the corresponding portion of the wild-type sequence.

The term “wild type” is used to mean a gene or protein having a nucleotide or amino acid sequence which is identical with the native gene or protein respectively (i.e. the viral gene or protein).

Identity comparisons can be conducted by eye, or more usually, with the aid of readily available sequence comparison programs. These commercially available computer programs can calculate % identity between two or more sequences. A suitable computer program for carrying out such an alignment is the GCG Wisconsin Bestfit package (University of Wisconsin, U.S.A.; Devereux et al., 1984, Nucleic Acids Research 12:387). Examples of other software that can perform sequence comparisons include, but are not limited to, the BLAST package (see Ausubel et al., 1999 *ibid*—Chapter 18), FASTA (Atschul et al., 1990, J. Mol. Biol., 403-410) and the GENWORKS suite of comparison tools, ClustalX (see Larkin et al. (2007) Clustal W and Clustal X version 2.0. Bioinformatics, 23:2947-2948). Both BLAST and FASTA are available for offline and online searching (see Ausubel et al., 1999 *ibid*, pages 7-58 to 7-60). However, for some applications, it is preferred to use the GCG Bestfit program. A new tool, called BLAST 2 Sequences is also available for comparing protein and nucleotide sequence (see FEMS Microbiol Lett 1999 174(2): 247-50; FEMS Microbiol Lett 1999 177(1): 187-8 and tatiana@ncbi.nlm.nih.gov).

The sequence may have one or more deletions, insertions or substitutions of amino acid residues which produce a silent change and result in a functionally equivalent molecule. Deliberate amino acid substitutions may be made on the basis of similarity in polarity, charge, solubility, hydrophobicity, hydrophilicity, and/or the amphipathic nature of the residues as long as the activity is retained. For example, negatively charged amino acids include aspartic acid and glutamic acid; positively charged amino acids include lysine and arginine; and amino acids with uncharged polar head groups having similar hydrophilicity values include leucine, isoleucine, valine, glycine, alanine, asparagine, glutamine, serine, threonine, phenylalanine, and tyrosine.

Conservative substitutions may be made, for example according to the Table below. Amino acids in the same block in the second column and preferably in the same line in the third column may be substituted for each other:

ALIPHATIC	Non-polar	G A P I L V
	Polar- uncharged	C S T M N Q

-continued

	Polar- charged	D E K R
AROMATIC		H F W Y

The coronavirus of the present invention may comprise a variant replicase gene which encodes a protein which comprises a mutation compared to any one of SEQ ID NO: 6, 7, 8 or 9 which, when expressed in a coronavirus, causes the virus to have reduced pathogenicity compared to a coronavirus expressing the corresponding wild-type replicase.

The variant replicase gene may encode a protein which comprises at least one or more amino acid mutations in any combination of nsp-10, nsp-14, nsp-15 and nsp-16.

The variant replicase gene of the coronavirus of the present invention may encode a protein comprising a mutation as defined in the M41 mod sequences presented in FIG. 10.

The variant replicase gene of the coronavirus of the present invention may encode a protein which comprises one or more amino acid mutations selected from the list of:
Pro to Leu at position 85 of SEQ ID NO: 6,
Val to Leu at position 393 of SEQ ID NO: 7;
Leu to Ile at position 183 of SEQ ID NO: 8;
Val to Ile at position 209 of SEQ ID NO: 9.

The variant replicase gene of the coronavirus of the present invention may encode a protein which does not comprise a mutation in nsp-2, nsp-3, nsp-6 or nsp-13.

The variant replicase gene of the coronavirus of the present invention may encode a protein which does not comprise a mutation in nsp10 which corresponds to the threonine to isoleucine mutation caused by a mutation at nucleotide position 12,008 in the gene reported by Ammayappan et al. (Arch Virol (2009) 154:495-499).

Ammayappan et al (as above) reports the identification of sequence changes responsible for the attenuation of IBV strain Arkansas DPI. The study identified 17 amino acid changes in a variety of IBV proteins following multiple passages, approx. 100, of the virus in embryonated eggs. It was not investigated whether the attenuated virus (Ark DPI 101) is capable of replicating in the presence of maternally-derived antibodies against the virus in ovo, without being pathogenic to the embryo. Given that this virus was produced by multiple passage in SPF embryonated eggs, similar methodology for classical IBV vaccines, it is likely that this virus is pathogenic for embryos. The virus may also be sensitive to maternally-derived antibodies if the hens were vaccinated with a similar serotype.

The variant replicase gene of the coronavirus of the present invention may encode a protein which comprises any combination of one or more amino acid mutations provided in the list above.

The variant replicase gene may encode a protein which comprises the amino acid mutation Pro to Leu at position 85 of SEQ ID NO: 6.

The variant replicase gene may encode a protein which comprises the amino acid mutation Val to Leu at position 393 of SEQ ID NO: 7.

The variant replicase gene may encode a protein which comprises the amino acid mutation Leu to Ile at position 183 of SEQ ID NO: 8.

The variant replicase gene may encode a protein which comprises the amino acid mutation Val to Ile at position 209 of SEQ ID NO: 9.

The variant replicase gene may encode a protein which comprises the amino acid mutations Pro to Leu at position 85 of SEQ ID NO: 6, and Val to Leu at position 393 of SEQ ID NO: 7.

The variant replicase gene may encode a protein which comprises the amino acid mutations Pro to Leu at position 85 of SEQ ID NO: 6 and Val to Ile at position 183 of SEQ ID NO: 8.

The variant replicase gene may encode a protein which comprises the amino acid mutations Pro to Leu at position 85 of SEQ ID NO: 6 and Val to Ile at position 209 of SEQ ID NO: 9.

The variant replicase gene may encode a protein which comprises the amino acid mutations Val to Leu at position 393 of SEQ ID NO: 7 and Leu to Ile at position 183 of SEQ ID NO: 8.

The variant replicase gene may encode a protein which comprises the amino acid mutations Val to Leu at position 393 of SEQ ID NO: 7 and Val to Ile at position 209 of SEQ ID NO: 9.

The variant replicase gene may encode a protein which comprises the amino acid mutations Leu to Ile at position 183 of SEQ ID NO: 8 and Val to Ile at position 209 of SEQ ID NO: 9.

The variant replicase gene may encode a protein which comprises the amino acid mutations Pro to Leu at position 85 of SEQ ID NO: 6, Val to Leu at position 393 of SEQ ID NO: 7 and Leu to Ile at position 183 of SEQ ID NO: 8.

The variant replicase gene may encode a protein which comprises the amino acid mutations Pro to Leu at position 85 of SEQ ID NO: 6 and Val to Ile at position 209 of SEQ ID NO: 9.

The variant replicase gene may encode a protein which comprises the amino acid mutations Pro to Leu at position 85 of SEQ ID NO: 6, Val to Leu at position 393 of SEQ ID NO: 7 and Val to Ile at position 209 of SEQ ID NO: 9.

The variant replicase gene may encode a protein which comprises the amino acid mutations Val to Leu at position 393 of SEQ ID NO: 7, Leu to Ile at position 183 of SEQ ID NO: 8 and Val to Ile at position 209 of SEQ ID NO: 9.

The variant replicase gene may encode a protein which comprises the amino acid mutations Pro to Leu at position 85 of SEQ ID NO: 6, Val to Leu at position 393 of SEQ ID NO: 7, Leu to Ile at position 183 of SEQ ID NO: 8 and Val to Ile at position 209 of SEQ ID NO: 9.

The variant replicase gene may also be defined at the nucleotide level.

For example the nucleotide sequence of the variant replicase gene of the coronavirus of the present invention may comprise one or more nucleotide substitutions within the regions selected from the list of: 11884-12318, 16938-18500, 18501-19514 and 19515-20423 of SEQ ID NO:1.

For example the nucleotide sequence of the variant replicase gene of the coronavirus of the present invention may comprise one or more nucleotide substitutions selected from the list of:

C to Tat nucleotide position 12137;
G to C at nucleotide position 18114;
T to A at nucleotide position 19047; and
G to A at nucleotide position 20139;

compared to the sequence shown as SEQ ID NO: 1.

As used herein, the term "substitution" is synonymous with the term mutation and means that the nucleotide at the identified position differs to that of the wild-type nucleotide sequence.

The nucleotide sequence may comprise any combination of the nucleotide substitutions selected from the list of:

C to Tat nucleotide position 12137;
G to Cat nucleotide position 18114;
T to A at nucleotide position 19047; and
G to A at nucleotide position 20139;

5 compared to the sequence shown as SEQ ID NO: 1.

The nucleotide sequence may comprise the substitution C12137T.

The nucleotide sequence may comprise substitution G18114C.

10 The nucleotide sequence may comprise the substitution T19047A.

The nucleotide sequence may comprise the substitution G20139A.

The nucleotide sequence may comprise the substitutions C12137T and G18114C.

The nucleotide sequence may comprise the substitutions C12137T and T19047A.

The nucleotide sequence may comprise the substitutions C12137T and G20139A.

20 The nucleotide sequence may comprise the substitutions G18114C and T19047A.

The nucleotide sequence may comprise the substitutions G18114C and G20139A.

25 T19047A and G20139A.

The nucleotide sequence may comprise the substitutions C12137T, G18114C and T19047A.

The nucleotide sequence may comprise the substitutions C12137T, T19047A and G20139A.

30 The nucleotide sequence may comprise the substitutions C12137T, G18114C and G20139A.

The nucleotide sequence may comprise the substitutions G18114C, T19047A and G20139A.

35 C12137T, G18114C, T19047A and G20139A.

The nucleotide sequence may not comprise a substitution which corresponds to the C12008T substitution reported by Ammayappan et al. (as above).

The nucleotide sequence may be natural, synthetic or recombinant. It may be double or single stranded, it may be DNA or RNA or combinations thereof. It may, for example, be cDNA, PCR product, genomic sequence or mRNA.

The nucleotide sequence may be codon optimised for production in the host/host cell of choice.

45 It may be isolated, or as part of a plasmid, virus or host cell.

Plasmid

A plasmid is an extra-chromosomal DNA molecule separate from the chromosomal DNA which is capable of replicating independently of the chromosomal DNA. They are usually circular and double-stranded.

Plasmids, or vectors (as they are sometimes known), may be used to express a protein in a host cell. For example a bacterial host cell may be transfected with a plasmid capable of encoding a particular protein, in order to express that protein. The term also includes yeast artificial chromosomes and bacterial artificial chromosomes which are capable of accommodating longer portions of DNA.

60 The plasmid of the present invention comprises a nucleotide sequence capable of encoding a defined region of the replicase protein. It may also comprise one or more additional coronavirus nucleotide sequence(s), or nucleotide sequence(s) capable of encoding one or more other coronavirus proteins such as the S gene and/or gene 3.

65 The plasmid may also comprise a resistance marker, such as the guanine xanthine phosphoribosyltransferase gene (gpt) from *Escherichia coli*, which confers resistance to

mycophenolic acid (MPA) in the presence of xanthine and hypoxanthine and is controlled by the vaccinia virus P7.5 early/late promoter.

Recombinant Vaccinia Virus

The present invention also relates to a recombinant vaccinia virus (rVV) comprising a variant replicase gene as defined herein.

The recombinant vaccinia virus (rVV) may be made using a vaccinia-virus based reverse genetics system.

In this respect, the present invention also provides a method for making a viral particle by:

- (i) transfecting a plasmid as described in the previous section into a host cell;
- (ii) infecting the host cell with a recombining virus comprising the genome of a coronavirus strain with a replicase gene;
- (iii) allowing homologous recombination to occur between the replicase gene sequences in the plasmid and the corresponding sequences in the recombining virus genome to produce a modified replicase gene;
- (iv) selecting for recombining virus comprising the modified replicase gene.

The term 'modified replicase gene' refers to a replicase gene which comprises a variant replicase gene as described in connection with the first aspect of the present invention. Specifically, the term refers to a gene which is derived from a wild-type replicase gene but comprises a nucleotide sequence which causes it to encode a variant replicase protein as defined herein.

The recombination may involve all or part of the replicase gene. For example the recombination may involve a nucleotide sequence encoding for any combination of nsp-10, nsp-14, nsp-15 and/or nsp-16. The recombination may involve a nucleotide sequence which encodes for an amino acid mutation or comprises a nucleotide substitution as defined above.

The genome of the coronavirus strain may lack the part of the replicase protein corresponding to the part provided by the plasmid, so that a modified protein is formed through insertion of the nucleotide sequence provided by the plasmid.

The recombining virus is one suitable to allow homologous recombination between its genome and the plasmid. The vaccinia virus is particularly suitable as homologous recombination is routinely used to insert and delete sequences for the vaccinia virus genome.

The above method optionally includes the step:

- (v) recovery of recombinant coronavirus comprising the modified replicase gene from the DNA from the recombining virus from step (iv).

Methods for recovering recombinant coronavirus, such as recombinant IBV, are known in the art (See Britton et al (2005) see page 24; and PCT/GB2010/001293).

For example, the DNA from the recombining virus from step (iv) may be inserted into a plasmid and used to transfect cells which express cytoplasmic T7 RNA polymerase. The cells may, for example be pre-infected with a fowlpox virus expressing T7 RNA polymerase. Recombinant coronavirus may then be isolated, for example, from the growth medium.

When the plasmid is inserted into the vaccinia virus genome, an unstable intermediate is formed. Recombinants comprising the plasmid may be selected for e.g. using a resistance marker on the plasmid.

Positive recombinants may then be verified to contain the modified replicase gene by, for example, PCR and sequencing.

Large stocks of the recombining virus including the modified replicase gene (e.g. recombinant vaccinia virus, (rVV) may be grown up and the DNA extracted in order to carry out step (v)).

Suitable reverse genetics systems are known in the art (Casais et al (2001) *J. Virol* 75:12359-12369; Casais et al (2003) *J. Virol.* 77:9084-9089; Britton et al (2005) *J. Virological Methods* 123:203-211; Armesto et al (2008) *Methods in Molecular Biology* 454:255-273).

Cell

The coronavirus may be used to infect a cell.

Coronavirus particles may be harvested, for example from the supernatant, by methods known in the art, and optionally purified.

The cell may be used to produce the coronavirus particle. Thus the present invention also provides a method for producing a coronavirus which comprises the following steps:

- (i) infection of a cell with a coronavirus according to the invention;
- (ii) allowing the virus to replicate in the cell; and
- (iii) harvesting the progeny virus.

The present invention also provides a cell capable of producing a coronavirus according to the invention using a reverse genetics system. For example, the cell may comprise a recombining virus genome comprising a nucleotide sequence capable of encoding the replicase gene of the present invention.

The cell may be able to produce recombinant recombining virus (e.g. vaccinia virus) containing the replicase gene.

Alternatively the cell may be capable of producing recombinant coronavirus by a reverse genetics system. The cell may express or be induced to express T7 polymerase in order to rescue the recombinant viral particle.

Vaccine

The coronavirus may be used to produce a vaccine. The vaccine may be a live attenuated form of the coronavirus of the present invention and may further comprise a pharmaceutically acceptable carrier. As defined herein, "pharmaceutically acceptable carriers" suitable for use in the invention are well known to those of skill in the art. Such carriers include, without limitation, water, saline, buffered saline, phosphate buffer, alcohol/aqueous solutions, emulsions or suspensions. Other conventionally employed diluents and excipients may be added in accordance with conventional techniques. Such carriers can include ethanol, polyols, and suitable mixtures thereof, vegetable oils, and injectable organic esters. Buffers and pH adjusting agents may also be employed. Buffers include, without limitation, salts prepared from an organic acid or base. Representative buffers include, without limitation, organic acid salts, such as salts of citric acid, e.g., citrates, ascorbic acid, gluconic acid, histidine-Hel, carbonic acid, tartaric acid, succinic acid, acetic acid, or phthalic acid, Iris, trimethanmine hydrochloride, or phosphate buffers. Parenteral carriers can include sodium chloride solution, Ringer's dextrose, dextrose, trehalose, sucrose, and sodium chloride, lactated Ringer's or fixed oils. Intravenous carriers can include fluid and nutrient replenishers, electrolyte replenishers, such as those based on Ringer's dextrose and the like. Preservatives and other additives such as, for example, antimicrobials, antioxidants, chelating agents (e.g., EDTA), inert gases and the like may also be provided in the pharmaceutical carriers. The present invention is not limited by the selection of the carrier. The preparation of these pharmaceutically acceptable compositions, from the above-described components, having appropriate pH isotonicity, stability and other conventional char-

acteristics is within the skill of the art. See, e.g., texts such as Remington: The Science and Practice of Pharmacy, 20th ed, Lippincott Williams & Wilkins, pub!., 2000; and The Handbook of Pharmaceutical Excipients, 4.sup.th edit., eds. R. C. Rowe et al, APhA Publications, 2003.

The vaccine of the invention will be administered in a “therapeutically effective amount”, which refers to an amount of an active ingredient, e.g., an agent according to the invention, sufficient to effect beneficial or desired results when administered to a subject or patient. An effective amount can be administered in one or more administrations, applications or dosages. A therapeutically effective amount of a composition according to the invention may be readily determined by one of ordinary skill in the art. In the context of this invention, a “therapeutically effective amount” is one that produces an objectively measured change in one or more parameters associated Infectious Bronchitis condition sufficient to effect beneficial or desired results. An effective amount can be administered in one or more administrations. For purposes of this invention, an effective amount of drug, compound, or pharmaceutical composition is an amount sufficient to reduce the incidence of Infectious Bronchitis. As used herein, the term “therapeutic” encompasses the full spectrum of treatments for a disease, condition or disorder. A “therapeutic” agent of the invention may act in a manner that is prophylactic or preventive, including those that incorporate procedures designed to target animals that can be identified as being at risk (pharmacogenetics); or in a manner that is ameliorative or curative in nature; or may act to slow the rate or extent of the progression of at least one symptom of a disease or disorder being treated.

The present invention also relates to a method for producing such a vaccine which comprises the step of infecting cells, for example Vero cells, with a viral particle comprising a replicase protein as defined in connection with the first aspect of the invention.

Vaccination Method

The coronavirus of the present invention may be used to treat and/or prevent a disease.

To “treat” means to administer the vaccine to a subject having an existing disease in order to lessen, reduce or improve at least one symptom associated with the disease and/or to slow down, reduce or block the progression of the disease.

To “prevent” means to administer the vaccine to a subject who has not yet contracted the disease and/or who is not showing any symptoms of the disease to prevent or impair the cause of the disease (e.g. infection) or to reduce or prevent development of at least one symptom associated with the disease.

The disease may be any disease caused by a coronavirus, such as a respiratory disease and and/or gastroenteritis in humans and hepatitis, gastroenteritis, encephalitis, or a respiratory disease in other animals.

The disease may be infectious bronchitis (IB); Porcine epidemic diarrhoea; Transmissible gastroenteritis; Mouse hepatitis virus; Porcine haemagglutinating encephalomyelitis; Severe acute respiratory syndrome (SARS); or Bluecomb disease.

The disease may be infectious bronchitis.

The vaccine may be administered to hatched chicks or chickens, for example by eye drop or intranasal administration. Although accurate, these methods can be expensive e.g. for large broiler flocks. Alternatives include spray inoculation of administration to drinking water but it can be difficult to ensure uniform vaccine application using such methods.

The vaccine may be provided in a form suitable for its administration, such as an eye-dropper for intra-ocular use.

The vaccine may be administered by in ovo inoculation, for example by injection of embryonated eggs. In ovo vaccination has the advantage that it provides an early stage resistance to the disease. It also facilitates the administration of a uniform dose per subject, unlike spray inoculation and administration via drinking water.

The vaccine may be administered to any suitable compartment of the egg, including allantoic fluid, yolk sac, amnion, air cell or embryo. It may be administered below the shell (aircell) membrane and chorioallantoic membrane.

Usually the vaccine is injected into embryonated eggs during late stages of embryonic development, generally during the final quarter of the incubation period, such as 3-4 days prior to hatch. In chickens, the vaccine may be administered between day 15-19 of the 21-day incubation period, for example at day 17 or 18.

The process can be automated using a robotic injection process, such as those described in WO 2004/078203.

The vaccine may be administered together with one or more other vaccines, for example, vaccines for other diseases, such as Newcastle disease virus (NDV). The present invention also provides a vaccine composition comprising a vaccine according to the invention together with one or more other vaccine(s). The present invention also provides a kit comprising a vaccine according to the invention together with one or more other vaccine(s) for separate, sequential or simultaneous administration.

The vaccine or vaccine composition of the invention may be used to treat a human, animal or avian subject. For example, the subject may be a chick, chicken or mouse (such as a laboratory mouse, e.g. transgenic mouse).

Typically, a physician or veterinarian will determine the actual dosage which will be most suitable for an individual subject or group of subjects and it will vary with the age, weight and response of the particular subject(s).

The composition may optionally comprise a pharmaceutically acceptable carrier, diluent, excipient or adjuvant. The choice of pharmaceutical carrier, excipient or diluent can be selected with regard to the intended route of administration and standard pharmaceutical practice. The pharmaceutical compositions may comprise as (or in addition to) the carrier, excipient or diluent, any suitable binder(s), lubricant(s), suspending agent(s), coating agent(s), solubilising agent(s), and other carrier agents that may aid or increase the delivery or immunogenicity of the virus.

The invention will now be further described by way of Examples, which are meant to serve to assist one of ordinary skill in the art in carrying out the invention and are not intended in any way to limit the scope of the invention.

EXAMPLES

Example 1—Generation of an IBV Reverse Genetics System Based on M41-CK

A M41-CK full-length cDNA was produced by replacement of the Beaudette cDNA in the Vaccinia virus reverse genetics system previously described in PCT/GB2010/001293 (herein incorporated by reference) with synthetic cDNA derived from the M41 consensus sequence.

The IBV cDNA within recombinant Vaccinia virus (rVV) rVV-BeauR-Rep-M41 structure described in Armeto, Cavanagh and Britton (2009). PLoS ONE 4(10): e7384. doi:10.1371/journal.pone.0007384, which consisted of the replicase derived from IBV Beaudette strain and the struc-

tural and accessory genes and 3' UTR from IBV M41-CK, was further modified by replacement of the Beaudette 5' UTR-Nsp2-Nsp3 sequence with the corresponding sequence from IBV M41-CK. The resulting IBV cDNA consisted of 5' UTR-Nsp2-Nsp3 from M41, Nsp4-Nsp16 from Beaudette and the structural and accessory genes and 3' UTR from M41. This cDNA was further modified by the deletion of the Beaudette Nsp4-Nsp16 sequence. The resulting cDNA, lacking Nsp4-16, was modified in four further steps in which the deleted Nsps were sequentially replaced with the corresponding sequences from M41-CK, the replacement cDNAs represented M41-CK Nsp4-8, Nsp9-12, Nsp12-14 and finally Nsp15-16. Each replacement cDNA contained approx. 500 nucleotides at the 5' end corresponding to the 3' most M41 sequence previously inserted and approx. 500 nucleotides at the 3' end corresponding to the M41 S gene sequence. This allowed insertion of the M41 cDNA sequence by homologous recombination and sequential addition of contiguous M41 replicase gene sequence. The synthetic cDNAs containing the M41-derived Nsp sequences were added by homologous recombination utilising the inventor's previous described transient dominant selection (IDS) system (see PCT/GB2010/001293). The M41-derived cDNAs containing sequence corresponding to the M41 Nsps-10, -14, -15 and -16 contained the modified amino acids at positions 85, 393, 183 and 209, respectively, as indicated in FIG. 10.

A full-length cDNA representing the genome of M41-CK was generated in Vaccinia virus representing the synthetic sequences. Two rIBVs, M41-R-6 and M41-R-12, were rescued and shown to grow in a similar manner as M41-CK (FIG. 1).

Example 2—Determining the Pathogenicity of Rescued M41 Viruses

The viruses rescued in Example 1 were used to infect 8-day-old specific pathogen free (SPF) chicks by ocular and nasal inoculation to test them for pathogenicity, as observed by clinical signs on a daily basis 3-7 days post-infection and for ciliary activity days 4 and 6 post-infection. Loss of ciliary activity is a well-established method for determining the pathogenicity of IBV. The two M41-R viruses were found to be apathogenic when compared to M41-CK though they did show some clinical signs in comparison to uninfected control chicks (FIG. 2) and some but inconsistent loss in ciliary activity (FIG. 3).

Thus, the M41-R molecular clones of M41-CK were not pathogenic when compared to the parental virus M41-CK.

The inventors identified several nucleotide differences in the M41-R compared to the M41-CK sequences. The majority of these were synonymous mutations, as the nucleotide change did not affect the amino acid sequence of the protein associated with the sequence. However, four non-synonymous mutations were identified in the IBV replicase gene specific to Nsp-10, Nsp-14, Nsp-15 and Nsp-16 components of the replicase gene, these mutations resulted in amino acid changes (Table 3).

TABLE 3

Non-Synonymous mutations identified in the Nsps of M41-R full-length genome			
Region of Replicase	Nucleotide position	Nucleotide Mutation	Amino Acid Change
Nsp10	12137	C→T	Pro→Leu
Nsp14	18114	G→C	Val→Leu

TABLE 3-continued

Non-Synonymous mutations identified in the Nsps of M41-R full-length genome			
Region of Replicase	Nucleotide position	Nucleotide Mutation	Amino Acid Change
Nsp15	19047	T→A	Leu→Ile
Nsp16	20139	G→A	Val→Ile

Example 3—Repair of M41-R rIBVs

In order to determine whether the identified mutations were responsible for the loss of pathogenicity associated with M41-R, the Nsp10 mutation was repaired and the mutations in Nsp-14, -15 & -16 were repaired and shown to grow in a similar manner as M41-CK (FIG. 9). The inventors thus generated the rIBVs, M41R-nsp10rep and M41R-nsp14, 15, 16rep, using synthetic cDNAs containing the correct nucleotides utilising the inventor's previous described (TDS) system (see PCT/GB2010/001293).

The rIBVs were assessed for pathogenicity in chicks as described previously. Both rIBVs showed increased pathogenicity when compared to M41-R but not to the level observed with M41-CK (FIGS. 4 and 5). M41R-nsp14, 15, 16rep gave more clinical signs and more reduction in ciliary activity than M41R-nsp10rep, overall these results indicated that the changes associated with the four Nsps appear to affect pathogenicity.

To determine the roles of the Nsps in pathogenicity the full-length cDNA corresponding to M41R-nsp10rep was used to repair the mutations in Nsps14, 15 & 16 using a synthetic cDNA containing the correct nucleotides utilising the TDS system.

The following rIBVs were produced:

- M41R-nsp10, 15rep—M41-R with the mutations in Nsp-10 and Nsp-15 repaired
- M41R-nsp10, 14, 15rep—M41-R with mutations in Nsp-10, -14 and -15 repaired
- M41R-nsp10, 14, 16rep—M41-R with mutations in Nsp-10, -14 and -16 repaired
- M41R-nsp10, 15, 16rep—M41-R with mutations in Nsp-10, -15 and -16 repaired
- M41-K—All four mutations, Nsp-10, -14, -15 & -16 repaired in M41-R

The rIBVs were shown to grow in a similar manner as M41-CK (FIG. 9) and assessed for pathogenicity as described previously. M41-K (in which all four mutations had been repaired) resulted in clinical signs and 100% loss of ciliary activity (complete ciliostasis) by 4 days post-infection (FIGS. 6, 7 & 8). The other rIBVs demonstrated varying levels of pathogenicity, apart from M41R-nsp10, 15, 16rep, which was essentially apathogenic. These results confirmed that repair of all four Nsps restored pathogenicity to M41-R; again supporting the previous evidence that the mutations described in the four Nsps are implicated in attenuating M41-CK.

The inventors also generated rIBV M41R-nsp 10, 14 rep (nsp 10 and 14 are repaired, nsp 15 and 16 contain mutations) and rIBV M41R-nsp 10, 16 rep (nsp 10 and 16 are repaired, nsp 14 and 15 contain mutations) and assessed the pathogenicity of these viruses.

rIBV M41R-nsp 10, 14 rep less pathogenic than M41-K but caused around 50% ciliostasis on days 4-6 post-infection. rIBV M41R-nsp 10, 16 rep was almost apathogenic and caused no ciliostasis (see FIG. 11a-c).

Thus the genome associated with M41-R is a potential backbone genome for a rationally attenuated IBV.

Example 4—Vaccination/Challenge Study with M41-R

Candidate vaccine viruses were tested in studies in which fertilized chicken eggs were vaccinated in ovo at 18 days embryonation and in which the hatchability of the inoculated eggs was determined. The clinical health of the chickens was investigated and the chickens were challenged at 21 days of age with a virulent IB M41 challenge virus at 10^{3.65} EID₅₀ per dose.

Clinical signs were investigated after challenge protection by the vaccine and a ciliostasis test was performed at 5 days after challenge to investigate the effect of the challenge viruses on movement of the cilia and protection by the vaccine against ciliostasis (inhibition of cilia movement).

In Ovo Vaccination in Commercial Broiler Eggs

The design of the experiment is given in Table 4 and the clinical results are given in Table 5. Hatchability of the eggs inoculated with IB M41-R was good and chickens were healthy. IB M41-R protected against clinical signs after challenge in the broilers (placebo: 19/19 affected, IB M41-R: 3/18 affected and 1 dead). The results of the ciliostasis test are given in Table 6. IB M41-R generated protection against ciliostasis.

TABLE 4

Design of a hatchability, safety, efficacy study in commercial eggs							
Treatment	Description	EID ₅₀ ¹ per dose	Route of Admin	Day(s) of Admin	Day(s) of Challenge ²	End of Study	Nr. of eggs per treatment
T01	None	NA	NA	NA	NA	NA	30
T02	IB M41-R	10 ⁴	In ovo	18 days	At 21 days	At 26 days	30
NTX	Saline	NA	In ovo	embryo-nation	of age, 20 chickens per group	of age	30

¹Dose volume 0.1 ml, NA, not applicable.

²10^{3.65} EID₅₀ per dose.

TABLE 5

Treatment	Hatch/total	Vital/total	Before challenge		After challenge	
			Deaths/total	Symptoms/total	Deaths/total	Symptoms/total
None	28/30		Euthanized directly after hatch for blood collection			
IB M41-R	28/30	28/28	1/20	0/19	1/19	3/18 ^{1, 7}
Saline	29/30	29/29	1/20	0/19	0/19	19/19 ^{1, 2, 3, 4, 5, 6, 7}

¹Disturbed respiratory system

²Whizzing

³Change of voice

⁴Breathing difficult

⁵Swollen intra-orbital sinuses

⁶Uneven growth

⁷Weak

TABLE 6

Results of the ciliostasis test after challenge, for design see Table 1.		
Treatment	Protected/total	Percentage protection
Saline	0/19	0%
IB M41R	5/18	28%

In Ovo Vaccination in Specific Pathogen-Free (SPF) Eggs

The design of the study in SPF eggs is given in Table 7 and is similar with the design of the studies with commercial broilers, but the vaccination dose for IB M41-R was higher, (10⁵ EID₅₀ per dose).

The results (Table 8) show that the hatch percentage for IB M41-R hatch was low, and 19 of 40 hatched and the chicks were weak. Eight chicks died. The remaining 11 chickens were challenged and 11 of the chicks hatched from the eggs which had been inoculated with saline were challenged.

In the ciliostasis test after challenge it appeared that all chickens vaccinated in ovo with IB M41-R were protected, whereas none of the controls was protected, see Table 9.

TABLE 7

Design of a hatchability, safety, efficacy study in SPF eggs							
Treatment	Treatment Description	EID ₅₀ ¹ per dose	Route of Admin	Day of Admin	Day of Challenge ²	End of Study	Nr. of eggs per treatment
T01	IB M41-R	10 ⁵	In ovo	18 days embryo-nation	At 21 days of age	At 26 days of age	40
T04	Saline	NA	In ovo				40
NTX	NA	NA	NA		NA		10

¹Dose volume 0.1 ml, NA, not applicable.

²Challenge dose 10^{3.3} EID₅₀ in 0.2 ml.

TABLE 8

Hatch percentages and clinical data before and after challenge in SPF chickens, for design see Table 7.						
Treatment	Hatch/total	Vital/total	Before challenge		After challenge	
			Deaths/total	Symptoms/total	Deaths/total	Symptoms/total
IB M41-R	19/40	11/40	8/40	weak	0	0
Saline	30/40	30/40	0	—	0	0
NA	9/10	9/10	0	—	—	—

TABLE 9

Results of the ciliostasis test after challenge, for design see Table 7.		
Treatment	Protected/total	Percentage protection
Saline	0/11	0%
IB M41R	11/11	100%

In conclusion, IB M41-R was safe in commercial eggs, generated protection against clinical signs and to an extent against ciliostasis.

In SPF eggs vaccinated with IB M41 R a relatively low number of chickens hatched. This may be due to the 10⁵ EID₅₀ per egg of IB M41-R used. This was 10-fold higher than the dose used in earlier studies in which there was a higher level of hatchability. The lower hatch percentages may also be caused by a particularly high susceptibility of

the batch of SPF eggs for viruses, as in other studies the level of embryo mortality was also higher that had previously been observed.

After challenge all surviving chickens after hatch were completely protected against ciliostasis. It is concluded that IB M41-R has great potential as vaccine to be administered in ovo.

All publications mentioned in the above specification are herein incorporated by reference. Various modifications and variations of the described methods and system of the invention will be apparent to those skilled in the art without departing from the scope and spirit of the invention. Although the invention has been described in connection with specific preferred embodiments, it should be understood that the invention as claimed should not be unduly limited to such specific embodiments. Indeed, various modifications of the described modes for carrying out the invention which are obvious to those skilled in molecular biology, virology or related fields are intended to be within the scope of the following claims.

SEQUENCE LISTING

<160> NUMBER OF SEQ ID NOS: 13

<210> SEQ ID NO 1

<211> LENGTH: 27500

<212> TYPE: DNA

<213> ORGANISM: Infectious bronchitis virus

<400> SEQUENCE: 1

```
acttaagata gatattaata tataatctatc aactagcct tgcgctagat ttccaactta      60
acaaaacgga cttaataacc tacagctggg cctcataggt gttccattgc agtgcacttt      120
agtgccttgg atggcacctg gccacctgtc aggtttttgt tattaataac ttattgttgc      180
tggatcact gcttgttttg ccgtgtctca cttatacat ccgttgcttg ggctacctag      240
tatccagcgt cetaacggcg ccgtggctgg tttagtgcg aagaacctct ggttcactca      300
```

-continued

gcbgtaggcg ggtgtgtgga agtagcactt cagacgtacc ggttctgttg tgtgaaatac	360
ggggtcacct cccccacat acctctaagg gcttttgagc cttagcgttg gctacgttct	420
cgcataaggt cggtatatac acgtttgtag ggggtagtgc caaacaaccc ctgaggtgac	480
aggttctggt ggtgtttagt gagcagacat acaatagaca gtgacaacat ggcttcaagc	540
ctaaaacagg gagtatctcc caaactaagg gatgtcattc ttgtatccaa agacattcct	600
gaacaacttt gtgacgcttt gtttttctat acgtcacaca accctaagga ttacgctgat	660
gcttttgagc ttaggcagaa gtttgatcgt aatctgcaga ctgggaaaca gttcaaattt	720
gaaactgtgt gtggtctctt cctcttgaag ggagttgaca aaataacacc tggcgtccca	780
gcaaaagtct taaaagccac ttctaagttg gcagatttag aagacatctt tgggtctctt	840
ccctttgcaa gaaaatatcg tgaactttt gacacagcat gccagtggtc tcttactgta	900
gaaacactgg atgctcgtgc acaactctt gatgaaattt ttgaccctac tgaataactt	960
tggcttcagg tggcagcaaa aatccaagtt tccgctatgg cgatgcgcag gcttgttggg	1020
gaagtaactg caaaagtcac ggatgctttg ggctcaaata tgagtgtctt tttccagatt	1080
tttaaacac aaatagtcag aatttttcaa aaagcgtgg ctatttttga gaatgtgagt	1140
gaattaccac agcgtattgc agcacttaag atggcttttg ctaagtgtgc caagtccatt	1200
actgttggg ttatggagag gactctagtt gttagagagt tcgcaggaac ttgtcttgca	1260
agcattaatg gtgctgttgc aaaattctt gaagaactcc caaatggttt catgggtgct	1320
aaaattttca ctacacttgc cttctttagg gaggtgcag tgaaaattgt ggataacata	1380
ccaaatgcac cgagaggcac taaagggttt gaagtcgttg gtaatgcca aggtacacaa	1440
gttgttgcac gtggcatgag aaatgactta acaactgctt accaaaaagc tgaattcct	1500
gtggagtcag aaggttggc tgcattttg ggtggacatc tttgctatgt ctttaagagt	1560
ggtgatcgt tttacgcggc acctcttca ggaaattttg cattgcatga tgtgcattgt	1620
tgtgagcgtt ttgtctgtct tctgtatggt gtaacaccgg agataaatga tggacttatt	1680
cttgacgcaa tctactcttc ttttagtgc gcagaacttg tggcagccat taaaaggggt	1740
gaaccattta agtttctggg tcataaattt gtgtatgcaa aggatgcagc agtttctttt	1800
acattagcga agcgtctac tattgcagat gttttgaagc tgtttcaatc agcgcgtgtg	1860
aaagtagaag atgtttggc ttcacttact gaaaagtctt ttgaattctg gaggttgca	1920
tatggaaaag tgcgtaatct cgaagaattt gtaagactt gttttgtaa ggctcaaatg	1980
gcbgttga ttttagcagc agtgccttga gagggcattt ggcatctgt ttcgcaagtc	2040
atctataaag taggtgtct ttttactaaa gttgttgact tttgtgaaaa atattggaaa	2100
ggtttttgtg cacagttgaa aagagctaag ctcatgtca ctgaaacct ctgtgtttt	2160
aaaggagtgt cacagcattg ttttcaacta ttgctggatg caatacagtt tatgtataaa	2220
agttttaaga agtgtgcact tggtagaatc catggagact tgctcttctg gaaaggaggt	2280
gtgcacaaaa ttattcaaga gggcgatgaa atttggttt acgccattga tagtattgat	2340
gttgaagatc tgggtgtgt tcaagaaaa ttgattgatt ttgatgtttg tgataatgtg	2400
acacttccag agaaccaacc cggtcatatg gttcaaatc aggatgacgg aaagaactac	2460
atgttcttcc gcttcaaaaa ggatgagaac atttattata caccaatgac acagcttgg	2520
gctattaatg tggtttgcaa agcaggcggg aaaactgtca cctttggaga aactactgtg	2580
caagaaatac caccacctga tgtgtgtttt attaaggtta gcattgagtg ttgtggtgaa	2640
ccatggaata caatcttcaa aaaggcttat aaggagccca ttgaagtaga gacagaactc	2700

-continued

acagttgaac aattgctctc tgtggctctat gagaaaatgt gtgatgatct caagctgttt	2760
ccggaggctc cagaaccacc accatttgag aatgtcacac ttgttgataa gaatggtaaa	2820
gatttggatt gcataaaaac atgccatctg atctatcgtg attatgagag cgatgatgac	2880
atcgaggaag aagatgcaga agaattgtgac acggattcag gtgatgctga ggagtgtgac	2940
actaatcag aatgtgaaga agaagatgag gatactaaag tgttgctctc tatacaagac	3000
ccggcaagta acaaatatcc tctgcctctt gatgatgatt atagcgtcta caatggatgt	3060
attgttcata aggacgctct cgatgttgag aatttaccat ctggtgaaga aaccttgtt	3120
gtcaataact gcttgaagg ggctgttaa gctctccgc agaaagtat tgatgttcta	3180
ggtgactggg gtgaggctgt tgatgcgcaa gaacaattgt gtcaacaaga atcaactcgg	3240
gtcatatctg agaaatcagt tgagggtttt actggtagt gtgatgcaat ggctgaacaa	3300
gctattgttg aagagcagga aatagtagct gttgtgaac aaagtcagga ttagtattgt	3360
tttacacctg cagacctaga agttgttaa gaacacagc aagaggtga tgagtttatt	3420
ctcatttctg ctgtccctaa agaagaagt gtgtctcagg agaaagagga gccacaggtt	3480
gagcaagagc ctaccctagt tgttaaagca caacgtgaga agaaggctaa aaagttcaaa	3540
gttaaaccag ctacatgtga aaaacccaaa ttttggagt acaaacatg tgtgggtgat	3600
ttggtgttg taattgcaa agcattggat gaggttaaag agttctgcat tgtaaacgct	3660
gcaaatgagc acatgtcgca tgggtggggc gttgcaaagg caattgcaga cttttgtgga	3720
ccggactttg ttgaatattg cgcggactat gttagaagaa atggtccaca gcaaaaactt	3780
gtcacacctt catttgttaa aggcattcaa tgtgtgaata atggttagg acctcgccat	3840
ggagacagca acttgcgtga gaagcttgt gctgcttaca agagtgttct ttaggtgga	3900
gtggttaact atgttgtgcc agttctctca tcagggattt ttggtgtaga ttttaaaata	3960
tcaatagatg ctatgcgoga agcttttaaa ggttgtgcca tacgcttct tttattttct	4020
ctgagtcaag aacacatoga ttatttogat gcaacttgta agcagaagac aatttatctt	4080
acggaggatg gtgttaaata ccgctctgtt gttttaaacc ctggtgatc tttgggtcaa	4140
tttgacaggt tttttgcaag aaataaggta gcttttccg ctgatgatgt tgaggataaa	4200
gaaatcctct ttataccac aactgacaag actattcttg aatattatgg ttagatgag	4260
caaaagtatg taacatattt gcaaacgctt cgcagaaat gggatgttca atatagagac	4320
aattttgtta tattagagtg gcgtgacgga aattgctgga ttagttcagc aatagttctc	4380
cttcaagctg ctaaaattag atttaaagg tttcttgcag aagcatgggc taaactgttg	4440
ggtggagatc ctacagactt tgttgctctg ttttatgcaa gttgcaatgc taaagtaggt	4500
gatttttcag atgctaattg gcttttggcc aatttagcag aacattttga cgcagattac	4560
acaaatgcac ttcttaagaa gtgtgtgtcg tgcaattgtg gtgtaagag ttatgaactt	4620
aggggtcttg aagcctgtat tcagccagtt cgagcaccta atcttctaca ttttaaacg	4680
caatattcaa attgcccaac ctgtggtgca agtagtacgg atgaagtaat agaagcttca	4740
ttaccgtact tattgctttt tgetactgat ggtcctgcta cagttgattg tgatgaaat	4800
gctgtaggga ctgttgtttt cattggctct actaatagtg gccattgtta tacacaagcc	4860
gatgtaagg cttttgacaa tcttgctaag gatagaaaat ttggaaggaa gtcgccttac	4920
attacagcaa tgtatacacg tttttctctt aggagtgaag atccctact tgttgttgaa	4980
catagtaagg gtaaaagctaa agtagtaaaa gaagatgttt ctaacctgct tactagtct	5040

-continued

aaagccagtt ttgacgatct tactgacttt gaacagtggg atgatagcaa catctatgag	5100
agtcttaaag tgcaggagac acctgataat cttgatgaat atgtgtcatt tacgacaaag	5160
gaagattcta agttgccact gacacttaaa gttagaggta tcaaatcagt tgttgacttt	5220
aggtctaagg atggttttac ttataagtta acacctgata ctgatgaaaa ttcaaaaaca	5280
ccagtctact acccagctct ggattctatt agtcttaggg caatatggg tgaaggcagt	5340
gctaattttg ttgtgggca tccaaattat tatagtaagt ctctccgaat tcccacgttt	5400
tgggaaaatg ccgagagctt tgttaaaatg ggtataaaa ttgatgggtg aactatgggc	5460
ctttggcgtg cagaacacct taataaacct aatttgaga gaatttttaa cattgctaag	5520
aaagctattg ttggatctag tgtgttact acgcagtgtg gtaaaact agttaaagca	5580
gctacatacg ttgccgataa agtaggtgat ggtgtagttc gcaatattac agatagaatt	5640
aaggttcttt gtggattcac acgtggccat ttgaaaaga aaatgtccct acaatttcta	5700
aagacacttg tgttcttttt cttttatttc ttaaaggcta gtgctaagag tttagtttct	5760
agctataaga ttgtgttatg taaggtggg tttgctacct tacttatagt gtggtttata	5820
tacacaagta atccagtagt gtttactgga atacgtgtgc tagacttctt atttgaagg	5880
tctttatggt gtccttataa tgactacggt aaagattctt ttgatgtgtt acgctattgt	5940
gcaggtgatt ttacttgtcg tgtgtgttta catgatagag attcacttca tctgtacaaa	6000
catgcttata gcgtagaaca aatttataag gatgcagctt ctggcattaa ctttaattgg	6060
aattggcttt atttggctt tctaatatta tttgttaagc cagtggcagg ttttgttatt	6120
atttgttatt gtgttaagta tttggtattg agttcaactg tgttgcaaac tgggttaggt	6180
tttctagatt ggtttgtaaa aacagttttt acccatttta attttatggg agcgggattt	6240
tatttctggc tcttttataa gatatacgta caagtgcac atatatgta ctgtaaggat	6300
gtaacatgtg aagtgtgcaa gagagttgca cgcagcaaca ggcaagagg tagcgttgta	6360
gttggtagac gcaagcaaat agtgcagtt taccataatt ctggctataa cttttgtaag	6420
agacataatt ggtattgtag aaattgtgat gattatggtc accaaaatac atttatgtcc	6480
cctgaagtgt ctggcgagct ttctgaaaag ctttaagcgc atgttaaacc tacagcatat	6540
gcttaccacg ttgtgtatga ggcacgtgtg gttgatgatt ttgttaattt aaaatataag	6600
gctgcaattc ctgtaagga taatgcatct tctgctgta agtgtttcag tgttacagat	6660
tttttaaga aagctgtttt tcttaaggag gcattgaaat gtgaacaaat atctaagat	6720
ggttttatag tgtgtaatac acagagtgcg catgcactag aggaagcaaa gaatgcagcc	6780
gtctattatg cgcaatatct gtgtaagcca atacttatac ttgaccagc actttatgag	6840
caattaatag tagagcctgt gtctaagagt gttatagata aagtgtgtag cattttgtct	6900
aatataatat ctgtagatac tgcagcttta aattataagg caggcacact tctgtgatgt	6960
ctgctttcta ttactaaaga cgaagaagcc gtagatatgg ctatcttctg ccacaatcat	7020
gaagtggaat aactgtgga cggttttact aatgtgatac cgtcatatgg tatggacact	7080
gataagttga cacctcgtga tagaggggtt ttgataaatg cagatgcttc tattgctaat	7140
ttaagagtca aaaatgtctc tccggtagta tggaggtttt ctgatcttat taaattgtct	7200
gacagttgcc ttaaatattt aatttcagct actgtcaagt caggagggtc tttctttata	7260
acaaagtctg gtgctaaaca agttatttct tgtcataccc agaaactgtt ggtagagaaa	7320
aaggcaggtg gtgttattaa taacactttt aaatggttta tgagttgttt taaatggctt	7380
tttctcttt atatactttt tacagcatgt tgtttgggtt actactatat ggagatgaat	7440

-continued

aaaagttttg	ttcaccccat	gtatgatgta	aactccacac	tgcattgtga	agggttcaaa	7500
ggtatagaca	aaggtgttat	tagagagatt	gtgtcagaag	ataattgttt	ctctaataag	7560
tttgtaatt	ttgacgcctt	ttggggtaaa	tcatatgaaa	ataataaaaa	ctgtccaatt	7620
gttacagttg	ttatagatgg	tgacgggaca	gtagctgttg	gtgttcctgg	ttttgtatca	7680
tgggttatgg	atgggtgttat	gtttgtgcat	atgacacaga	ctgatcgtag	accttggtac	7740
atcctacct	ggtttaatag	agaattgtt	ggttacctc	aggattcaat	tatcactgag	7800
ggtagttttt	atacatctat	agcattattt	tctgctagat	gtttatattt	aacagccagc	7860
aatacacctc	aattgtattg	ttttaatggc	gacaatgatg	cacctggagc	cttaccattt	7920
ggtagtatta	ttcctcatag	agtatacttc	caacctaata	gtgttaggct	tatagttcca	7980
caacaaatag	tgacacacc	ctacatagtg	aagtttgttt	cagacagcta	ttgtagaggt	8040
agtgtatgtg	agtatactaa	accaggttac	tgtgtgtcac	tagactccca	atgggttttg	8100
tttaatgatg	aatacattag	taaacctggc	gtttctctgt	gttctactgt	tagagaactt	8160
atgtttaata	tggttagtac	atcctttact	ggtgtcaacc	ctaataatta	tattcagcta	8220
gcaactatgt	ttttaatact	agttgttatt	gtgttaattt	ttgcaatgg	tataaagttt	8280
caaggtgttt	ttaaagctta	tgcgaccatt	gtgtttacaa	taatgttagt	ttgggttatt	8340
aatgcatttg	ttttgtgtgt	acatagttat	aatagtgttt	tagctgttat	attattagta	8400
ctctattgct	atgcatcatt	ggttacaagt	cgcaatactg	ctataataat	gcattgttgg	8460
cttgttttta	cctttggttt	aatagtacc	acatggttgg	cttgttgcta	tctgggattt	8520
attctttata	tgtacacacc	gttggtttcc	tggtgttacg	gtactactaa	aaataactcg	8580
aagttgtatg	atggcaacga	gtttgttgg	aattatgacc	ttgctgcgaa	gagcactttt	8640
gttattcctg	gtactgaatt	tgttaagctt	acgaatgaga	taggtgataa	atttgaagcc	8700
tatctttctg	cgtatgctag	acttaatac	tattcaggca	ctggtagtga	gcaagattac	8760
ttgcaagctt	gtcgtgcatg	gtagcttat	gctttggacc	aatatagaaa	tagtgggtgt	8820
gaggttgttt	ataccccacc	gcgttactct	attggtgtta	gtagactaca	cgctggtttt	8880
aaaaaactag	tttctcctag	tagtgcgtgt	gagaagtgca	ttgttagtgt	ctcttataga	8940
ggcaataatc	ttaatggact	gtggctgggt	gattctattt	actgcccacg	ccatgtgtta	9000
ggtaagttta	gtgggtgcca	gtgggtgac	gtactaaacc	ttgctaataa	tcatgagttt	9060
gaagttgtaa	ctcaaatagg	tgttactttg	aatgttgtca	gcaggcggct	taaaggagca	9120
gttttaattt	tacaaactgc	agttgccaat	gctgaaactc	ctaagtataa	gtttgttaaa	9180
gctaattgtg	gtgatagttt	cactatagct	tgttcttatg	gtggtacagt	tataggactt	9240
tacctgtgca	ctatgcgttc	taatggtact	attagagcat	ctttcctagc	aggagcctgt	9300
ggctcagttg	gttttaatat	agaaaagggt	gtagttaatt	tcttttatat	gcaccatctt	9360
gagttaccta	atgcattaca	cactggaact	gacctaatgg	gtgagtttta	tggtggttat	9420
gtagatgaag	aggttgcgca	aagagtgcca	ccagataatc	tagttactaa	caatattgta	9480
gcatggctct	atgcggcaat	tattagtggt	aaagaaagta	gtttttcaca	acctaataatg	9540
ttggagagta	ctactgtttc	tattgaagat	tacaataggt	gggctagtga	taatggtttt	9600
actccatttt	ccactagtag	tgctattact	aaattaagtg	ctataactgg	ggttgatggt	9660
tgtaaactcc	ttcgactat	tatggtaaaa	agtgctcaat	gggtagtga	tcccatttta	9720
ggacaatata	attttgaaga	cgaattgaca	ccagaatctg	tatttaataca	agttggtggt	9780

-continued

gttaggttac	agtcttcttt	tgtaagaaaa	gctacatctt	ggttttggag	tagatgtgta	9840
ttagcttgct	tcttgtttgt	gttgtgtgct	attgtcttat	ttacggcagt	gccacttaag	9900
ttttatgtac	atgcagctgt	tattttgttg	atggctgtgc	tctttatttc	ttttactggt	9960
aaacatgtta	tggcatacat	ggacactttc	ctattgccta	cattgattac	agttattatt	10020
ggagtttggtg	ctgaagtooc	tttcatatac	aatactctaa	ttagtcaagt	tgttattttc	10080
ttaagccaat	ggtagatgcc	tgtagtcttt	gatactatgg	taccatggat	gttattgcca	10140
ttagtgttgt	acactgcttt	taagtgtgta	caaggctgct	atatgaattc	tttcaatact	10200
tctttgttaa	tgctgtatca	gtttatgaag	ttaggttttg	ttatttacac	ctcttcaaac	10260
actcttactg	catatacaga	aggtaattgg	gagttattct	ttgagttggt	tcacactatt	10320
gtgttggtgta	atgtagtag	taattcotta	attggtttaa	ttgtttttaa	gtgtgctaag	10380
tggattttat	attattgcaa	tgcaacatac	ttaataaatt	atgtgttaat	ggcagtcattg	10440
gttaatggca	taggctggct	ttgcacctgt	tactttggat	tgtattgggtg	ggtaataaaa	10500
gtttttggtt	taaccttagg	taaatacaat	tttaaagttt	cagtagatca	atataggtat	10560
atgtgtttgc	ataaggtaaa	tccacctaaa	actgtgtggg	aggtctttac	tacaaatata	10620
cttatacaag	gaattggagg	cgatcgtgtg	ttgcctatag	ctacagtgca	atctaaattg	10680
agtgatgtaa	agtgtaaac	tgtgtttta	atgcagcttt	tgactaagct	taatgttgaa	10740
gcaaattcaa	aaatgcatgc	ttatcttgtt	gagttacaca	ataaaatcct	cgcatctgat	10800
gatgttggtg	agtgcatgga	taattttattg	ggtatgctta	taacactatt	ttgtatagat	10860
tctactattg	atttgggtga	gtattgtgat	gatatactta	agaggtcaac	tgtattacaa	10920
tcggttactc	aagagttttc	gcacatacc	tcgtatgctg	aatatgaaag	agctaagagt	10980
atztatgaaa	aggttttagc	cgattctaaa	aatgggtggtg	taacacagca	agagcttgct	11040
gcataatcgta	aagctgcaa	tattgcaaag	tcagtttttg	atagagactt	ggctgttcaa	11100
aagaagttag	atagcatggc	agaacgtgct	atgacaacaa	tgtataaaga	ggcgcgtgta	11160
actgatagaa	gagcaaaatt	agtttcatca	ttacatgcac	tacttttttc	aatgcttaag	11220
aaaatagatt	ctgagaagct	taatgtotta	ttgaccagg	cgaatagtg	tggtgtacc	11280
ctagcaactg	ttccaattgt	ttgtagtaat	aagcttacc	ttgttatacc	agaccagag	11340
acgtgggtca	agtggtgga	gggtgtgcat	gttacatatt	caacagttgt	ttggaatata	11400
gactgtgtta	ctgatgccga	tggcacagag	ttacaccca	cttctacagg	tagtggattg	11460
acttactgta	taagtgtgta	taatatagca	tggcctttaa	aggttaactt	gactaggaat	11520
gggcataata	aggttgatgt	tgcoctgcaa	aataatgagc	ttatgcctca	cggtgtaaa	11580
acaaaggctt	gcgtagcagg	tgtagatcaa	gcacattgta	gcgttgagtc	taaatgttat	11640
tatacaagta	ttagtggcag	ttcagttgta	gctgctatta	cctcttcaaa	tcctaactctg	11700
aaagtagcct	cttttttgaa	tgaggcagg	aatcagattt	atgtagactt	agaccacca	11760
tgtaaatgtg	gtatgaaagt	gggtgataag	gttgaagttg	tttaoctgta	ttttataaaa	11820
aatacaggtt	ctattgtaag	aggtatggta	cttggtgcta	tatctaattg	tggtgtgtta	11880
caatctaaag	gtcatgagac	agaggaagtg	gatgctgtag	gcattctctc	actttgttct	11940
tttgtagtag	atcctgcgga	tacatattgt	aaatatgtgg	cagcaggtaa	tcaaccttta	12000
ggtaactgtg	ttaaaatgtt	gacagtacat	aatggtagtg	gttttgcaat	aacatcaaa	12060
ccaagtccaa	ctccggatca	ggattcttat	ggaggagctt	ctgtgtgtct	ttattgtaga	12120
gcacatatag	cacaccctgg	cggagcagga	aatttagatg	gacgctgtca	atttaaaggt	12180

-continued

tcttttgtgc aaatacctac tacggagaaa gatcctgttg gattctgtct acgtaacaag 12240
gtttgcaactg tttgtcagtg ttggattggt tatggatgtc agtgtgattc acttagacaa 12300
cctaaacctt ctgttcagtc agttgtgctt gcactctggt ttgataagaa ttatttaaac 12360
gggtacgggg tagcagtgag gctcggctga taccctagc taatggatgt gaccccgatg 12420
ttgtaaagcg agcctttgat gtttgaata aggaatcagc cggtatgttt caaaatttga 12480
agcgtaaactg tgcacgattc caagaagtac gtgatactga agatggaat cttgagtatt 12540
gtgattctta ttttgggtt aaacaaacca ctccctagtaa ttatgaacat gagaaagctt 12600
gttatgaaga cttaaagtca gaagtaacag ctgatcatga tttctttgtg ttcaataaga 12660
acatttataa tattagtagg cagaggctta ctaagtatac tatgatggat ttttgetatg 12720
ctttgcgcca ctttgacca aaggattgag aagttcttaa agaaatactt gtcacttatg 12780
gttgataga agattatcac cctaaagtgt ttgaagagaa taaggattgg tacgacccaa 12840
tagaaaacc taaatattat gccatggttg ctaaaatggg acctattgta cgacgtgctt 12900
tattgaatgc tattgagttc ggaacctca tggttgaaaa aggttatgtt ggtgttatta 12960
cacttgataa ccaagatctt aatggcaaat tttatgattt tggatgattt cagaagacag 13020
cgcctggtgc tgggttctct gtttttgata cgtattatc ttacatgatg cccatcatag 13080
ccatgactga tgcgttgcca cctgagaggt attttgaata tgatgtgcat aagggttata 13140
aatcttatga tctcctcaag tatgattata ctgaggagaa acaagatttg ttcagaagt 13200
actttaagta ttgggatcaa gagtatcacc ctaactgtcg cgactgtagt gatgacaggt 13260
gtttgataca ttgtgcaaac tcaacatct tgtttctac acttgaccg cagacttctt 13320
tcggtaattt gtgtagaaag gttttgttg atggtgtacc atttatagct acttgtggct 13380
atcattctaa ggaacttggg gttattatga atcaagataa caccatgtca ttttcaaaaa 13440
tgggtttgag tcaactcatg cagttgttg gagatcctgc cttgttagtg gggacatcca 13500
ataaattagt ggatcttaga acgtctgtt ttagtgttg tgctttagcg tctggtatta 13560
ctcatcaaac ggtaaaacca ggtcacttta acaaggattt ctacgatttt gcagagaagg 13620
ctggtatggt taaggaagg tctctatac cacttaaaaa tttctctac ccacagactg 13680
gtaatgctgc tataaacgat tatgattatt atcgttataa caggcctacc atgtttgata 13740
tacgtcaact tttatttgt ttagaagtga cttctaaata ttttgaatgt tatgaaggcg 13800
gctgtatacc agcaagccaa gttgtagtta acaatttaga taagagtgca ggttatccgt 13860
tcaataagtt tggaaaggcc cgtctctatt atgaaatgag tctagaggag caggaccaac 13920
tctttgagag tacaagaag aacgtcctgc ctactataac tcagatgaat ttaaaatag 13980
ccatataccg gaaaaataga gcgcgtacag tggcagggtg gtctatcctt tctactatga 14040
ctaataggca gttcatcag aagattctta agtctatagt caacactaga aacgtcctg 14100
tagttattgg aacaaccaag ttttatggcg gttgggataa catgttgaga aacctattc 14160
aggggtgtga agaccgatt cttatgggtt gggattatcc aaagtgtgat agagcaatgc 14220
ctaatttgtt gcgtatagca gcacttttag tactcgtctg taaacacact aattgttgta 14280
cttggtctga acgcgtttat aggttgata atgaatgccc tcagggttta tctgaaactg 14340
tcttagctac aggtggtata tatgtgaaac ctggtggtac tagcagtgga gatgctacta 14400
ctgcttatgc aaacagtgtt tcaacataa tacaagccac atctgctaat gttgcgcgtc 14460
ttttgagtgt tataacgcgt gatattgat atgatgacat taagagcttg cagtatgaat 14520

-continued

tgtaccagca	ggtttatagg	cgagtcgaatt	ttgacccagc	atttggtgaa	aagttttatt	14580
cttatttgtg	taagaatttc	tcattgatga	tcttgtctga	cgacgggtgt	gtttgttata	14640
acaacacatt	agccaaacaa	ggctctgtag	cagatatttc	tggttttaga	gaagttctct	14700
actatcagaa	caatgttttt	atggctgatt	ctaaatgttg	ggttgaacca	gatttagaaa	14760
aaggccaca	tgaattttgt	tcacagcaca	caatgttagt	ggaggttgat	ggtgagccta	14820
gatacttgcc	atatccagac	ccatcacgta	ttttgtgtgc	atgtgttttt	gtagatgatt	14880
tggataagac	agaatctgtg	gctgttatgg	agcgttatat	cgctcttgcc	atagatgcgt	14940
accactagt	acatcatgaa	aatgaggagt	acaagaaggt	attctttgtg	cttctttcat	15000
acatcagaaa	actctatcaa	gagctttctc	agaatatgct	tatggactac	tcttttghtaa	15060
tggatataga	taagggtagt	aaattttggg	aacaggagtt	ctatgaaaat	atgtatagag	15120
cccctacaac	attacagtct	tgtggcggtt	gtgtagtgtg	taatagtaa	actatattgc	15180
gctgtggtaa	ttgtattcgc	aaaccatttt	tgtgttghtaa	gtgttgetat	gaccatgtca	15240
tgcacacaga	ccacaaaaat	gttttgtcta	taaactctta	catttgetca	cagccaggtt	15300
gtggtgaagc	agatgttact	aaattgtacc	tcggaggtat	gtcatacttc	tgcggtaatc	15360
ataaacacaaa	gttatcaata	ccgttagtat	ctaattgttac	agtggttggg	atttacaggg	15420
ctaattgtgc	aggtagcgaa	aatgttgatg	attttaatca	actagctact	actaattggt	15480
ctactgtgga	accttatatt	ttggcaaatc	gttgtgtaga	ttcgttgaga	cgctttgctg	15540
cagagacagt	aaaagctaca	gaagaattac	ataagcaaca	atgtgctagt	gcagaagtga	15600
gagaagtact	ctcagatcgt	gaattgattc	tgtcttggga	gccaggtaaa	accaggcttc	15660
cattgaatag	aaattatggt	ttcactggct	ttcactttac	tagaactagt	aaagttcagc	15720
tcggtgattt	tacattttaa	aaaggtgaag	gtaaggacgt	tgtctattat	cgagcgacgt	15780
ctactgctaa	attgtctggt	ggagacattt	ttgttttaac	ctcacacaat	gttgtttctc	15840
ttatagcgcc	aacgttgtgt	cctcagcaaa	ccttttctag	gtttgtgaa	ttaagaccta	15900
atgtgatggt	acctgcgtgt	tttghtaaata	acattccatt	gtaccattta	gtaggcaagc	15960
agaagcgtac	tacagtacaa	ggccctcctg	gcagtggtaa	atcccatttt	gctataggat	16020
tggcggttta	cttttagtaac	gcccgtgtcg	tttttactgc	atgctctcat	gcagctgttg	16080
atgctttatg	tgaaaaagct	tttaagtctc	ttaaagtaga	tgattgcact	cgatatagac	16140
ctcaaaggac	tactatcgat	tgcttctcta	agtttaagc	taatgacaca	ggcaaaaagt	16200
acatttttag	tactattaat	gccttgccag	aagttagttg	tgacattctt	ttggttgacg	16260
aggttagtat	gttgaccaat	tacgaattgt	cttttattaa	tggttaagata	aactatcaat	16320
atgttgtgta	tgtaggtgat	cctgctcaat	taccggcgcc	tcgtacgttg	cttaacggtt	16380
cactctctcc	aaaggattat	aatgttgtca	caaaccttat	ggtttgtggt	aaacctgaca	16440
ttttccttgc	aaagtgttac	cgttgtctca	aagaaattgt	agatactggt	tctactcttg	16500
tatatgatgg	aaagtttatt	gcaataaacc	cggaatcacg	tcagtgtttc	aaggttatag	16560
ttaataatgg	taattctgat	gtaggacatg	aaagtggctc	agcctacaac	ataactcaat	16620
tagaatttgt	gaaagatttt	gtctgtcgca	ataaggaatg	gcggaagca	acattcattt	16680
cacctataaa	tgctatgaac	cagagagcct	accgtatgct	tggacttaat	gttcagacag	16740
tagactcgtc	tcaaggttcg	gagtatgatt	atgttatctt	ttgtgttact	gcagattcgc	16800
agcatgcact	gaatattaac	agattcaatg	tagcgttac	aagagccaag	cgtggtatac	16860
tagttgtcat	gcgtcagcgt	gatgaactat	atcagctct	taagtttata	gagcttgata	16920

-continued

gtgtagcaag tctgcaaggt acaggcttgt ttaaaatttg caacaaagag tttagtggtg 16980
 ttcacccagc ttatgcagtc acaactaagg ctcttgctgc aacttataaa gttaatgatg 17040
 aacttgctgc acttgtaaac gtggaagctg gttcagaaat aacatataaa catcttattt 17100
 ctttgtagg gtttaagatg agtgtaaatg ttgaaggctg ccacaacatg tttataaac 17160
 gtgatgaggc tatccgcaac gtaagagggt gggtagggtt tgatgtagaa gcaacacatg 17220
 cttgcggtac taacattggg actaacctgc ctttccaagt aggtttctct actggtgagc 17280
 actttgtagt tacgcctgag ggactttag atacttcaat aggcaataat tttgagcctg 17340
 tgaattctaa agcacctoca ggtgaacaat ttaatcactt gagagcgtaa ttcaaaagtg 17400
 ctaaaccctg gcattgttga aggccaagga ttgtgcaaat gttagcggat aacctgtgca 17460
 acgtttcaga ttgtgtagtg tttgtcacgt ggtgtcatgg cctagaacta accactttgc 17520
 gctattttgt taaaataggc aaggaccaag tttgttcttg cggttctaga gcaacaactt 17580
 ttaattctca tactcaggct tatgcttgtt ggaagcattg cttgggtttt gattttgttt 17640
 ataatccact cttagtggat attcaacagt ggggttattc tggtaaccta caatttaacc 17700
 atgatttgca ttgtaatgag catggacacg cacatgtagc ttctgcggat gctattatga 17760
 cgcgttgtct tgcaattaat aatgcatttt gtcaagatgt caactgggat ttaacttacc 17820
 ctcatatagc aaatgaggat gaagtcaatt cttagctgtag atatttacia cgcattatc 17880
 ttaatgcatg tgttgatgct cttaaagtta acgttgtcta tgatatagc aaccctaaag 17940
 gtataaaaatg tgtagtagct ggagacttaa attttagatt ctatgataag aatccaatag 18000
 tacccaatgt caagcagttt gagtatgact ataactcaga caaagataag tttgctgatg 18060
 gtctttgtat gttttggaat tgaatgtgg attgttatcc cgacaattcc ttagtttgta 18120
 ggtacgacac acgaaatttg agtgtgttta acctacctgg ttgtaatggt ggtagcttgt 18180
 atgttaacaa gcattgcatc cacacaccta aatttgatcg cactagcttt cgtaatttga 18240
 aagctatgcc attcttttct tatgactcat cgccttgca gaccattcaa ttggatggag 18300
 ttgcgcaaga ccttgtgca tttagctacga aagattgtat cacaaaatgc aacataggcg 18360
 gtgctggttg taaaaagcac gcacaaatgt atgcagatgt tgtgacttct tataatgcag 18420
 ctgttactgc tggtttact ttttgggta ctaataattt taaccatatt aatttggga 18480
 aaagttttct agctctccag tctatcgaca atattgctta taatattgat aagggtggtc 18540
 attatgatgc tattgcagga gaaatgcca ctatcgtaac tggagataaa gtttttgta 18600
 tagatcaagg cgtagaaaa gcagtttttt ttaatcaaac aattctgcct acatctgtag 18660
 cgtttgagct gtatgcgaag agaataatc gcacactgcc aaacaaccgt attttgaaag 18720
 gtttgggtgt agatgtgact aatggatttg taatttggga ttacacgaac caaacaccac 18780
 tataccgtaa tactgttaag gtatgtgcat atacagacat agaaccatg ggcctaatag 18840
 tgctgtatga tgatagatat ggtgattacc agtcttttct agctgctgat aatgctgttt 18900
 tagtttctac acagtgttac aagcggattt cgtatgtaga aataccgtca aacctgctt 18960
 ttcagaacgg tattccgta aaagatggag cgaacctgta tgtttataag cgtgttaatg 19020
 gtgcgtttgt tacgctacct aacacattaa acacacaggg tcgcagttat gaaacttttg 19080
 aacctcgtag tgatgttgag cgtgattttc tcgacatgct tgaggagagt tttgtagaaa 19140
 agtatggtaa agaattaggt ctacagcaca tactgtatgg tgaagttgat aagcccaat 19200
 taggtggttt acacactggt ataggatgt gcagactttt acgtgcgaat aagttgaacg 19260

-continued

caaagtctgt tactaattct gattctgatg tcatgcaaaa ttattttgta ttggcagaca 19320
 atggttccta caagcaagtg tgtactgttg tggatttgct gcttgatgat ttcttagaac 19380
 ttcttaggaa catactgaaa gagtatggta ctaataagtc taaagttgta acagtggtcaa 19440
 ttgattacca tagcataaat tttatgactt ggtttgaaga tggcattatt aaaacatgtt 19500
 atccacagct tcaatcagca tggacgtgtg gttataatat gcctgaactt tataaagttc 19560
 agaattgtgt tatggaacct tgcaacattc ctaattatgg tggttggaata gcggtgccaa 19620
 gtggtattat gatgaatgtg gcaaagtata cacaactctg tcaatacctt tcgaaaaaaa 19680
 caatgtgtgt accgcataat atgcgagtaa tgcattttgg agctggaagt gacaaaggag 19740
 tggctccagg tagtactgtt cttaaacaat ggctcccaga agggacactc cttgtcgata 19800
 atgatattgt agactatgtg tctgatgcac atgtttctgt gctttcagat tgcaataaat 19860
 ataagacaga gcacaagttt gatcctgtga tatctgatat gtatacagac aatgattcaa 19920
 aaagaaagca tgaaggcgtg atagccaata atggcaatga tgacgttttc atatatctct 19980
 caagttttct tcgtaataat ttggctctag gtggtagttt tgctgtaaaa gtgacagaga 20040
 caagttggca cgaagtttta tatgacattg cacaggattg tgcattggtg acaatgtttt 20100
 gtacagcagt gaatgcctct tcttcagaag cattcctggg tgggtgtaat tatttgggtg 20160
 caagtgaaaa ggttaaggtt agtggaaaaa cgctgcacgc aaattatata ttttgagga 20220
 attgtaatta tttacaaacc tctgcttata gtatattga cgttgctaag tttgatttga 20280
 gattgaaagc aacaccagtt gtttaatttga aaactgaaca aaagacagac ttagtcttta 20340
 atttaattaa gtgtggaag ttactggtaa gagatgttg taacacctt tttactagt 20400
 actcttttgt gtgtactatg tagtgctgct ttgtatgaca gtagttctta cgtttactac 20460
 taccaaagtg cctttagacc acctaatggg tggcatttac acgggggtgc ttatgcggt 20520
 gttaatattt ctagcgaatc taataatgca ggctcttcac ctgggtgtat tgttggtact 20580
 attcatggtg gtcgtgtgtt taatgcttct tctatageta tgacggcacc gtcacaggt 20640
 atggcttggg ctagcagtea gttttgtact gcacactgta acttttcaga tactacagtg 20700
 tttgttacac attgttataa atatgatggg tgcctataa ctggcatgct tcaaaagaat 20760
 tttttacgtg tttctgctat gaaaaatggc cagcttttct ataatttaac agttagtgt 20820
 gctaagtacc ctacttttaa atcatttcag tgtgttaata atttaacatc cgtatattta 20880
 aatggtgatc ttgtttacac ctctaagag accacagatg ttacatctgc aggtgtttat 20940
 tttaaagctg gtggacatc aacttataaa gttatgagag aagttaaagc cctggcttat 21000
 tttgttaagt gtactgcaca agatgttatt ttgtgtgatg gatcacctag aggcttggt 21060
 gcatgccagt ataacttggt caatttttca gatggctttt atccttttat taatagtagt 21120
 ttagttaaagc agaagtttat tgtctatcgt gaaaatagtg ttaatactac ttttacgtta 21180
 cacaatttca cttttcataa tgagactggc gccaacctca atcctagtggt tgttcagaat 21240
 attcaaactt accaaacaca aacagctcag agtggttatt ataattttaa tttttccttt 21300
 ctgagtagtt ttgtttataa ggagtcctaat tttatgatg gatcttatca cccaagttgt 21360
 aatttttagac tagaaactat taataatggc ttgtgggtta attcacttcc agtttcaatt 21420
 gcttacggtc ctcttcaagg tggttgcaag caatctgtct ttagtggtag agcaacttgt 21480
 tgttatgctt attcatatgg aggtccttcg ctgtgtaaag gtgtttatcc aggtgagtta 21540
 gatcttaatt ttgaatgtgg actgttagtt tatgttacta agagcgggtg ctctcgtata 21600
 caaacagcca ctgaaccgcc agttataact cgacacaatt ataataat tacttttaatt 21660

-continued

```

acttggttg attataatat atagggcaga actggccaag gttttattac taatgtaacc 21720
gactcagctg ttaggtataa ttacttagca gacgcaggtt tggctathtt agatacatct 21780
ggttccatag acatccttgt tgtacaaggt gaatatggtc ttacttatta taaggttaac 21840
ccttgccaag atgcaacca gcagtttgta gtttctggtg gtaaattagt aggtattcct 21900
acttcacgta atgagactgg ttctcagctt cttgagaacc agttttacat taaaactact 21960
aatggaacac gtcgttttag acgttctatt actgaaaatg ttgcaaattg cccttatggt 22020
agttatggta agttttgtat aaaacctgat ggttcaattg ccacaatagt accaaaaaca 22080
ttggaacagt ttgtggcacc ttacttaat gttactgaaa atgtgctcat acctaacagt 22140
ttaaatttaa ctgttacaga tgagtacata caaacgcgta tggataaggt ccaaattaat 22200
tgtctgcagt atgtttgtgg caattctctg gattgtagag atttgtttca acaatatggg 22260
cctgtttgtg acaacatatt gtctgtagta aatagtattg gtcaaaaaga agatatggaa 22320
cttttgaatt tctattcttc tactaaaccg gctggtttta atacaccatt tcttagtaat 22380
gtagcactg gtgagtttaa ttttctctt ctgttaacaa ctctagtag tctagaagg 22440
cgttctttta ttgaagacct tctatttaca agcgttgaat ctgttgatt accaacagat 22500
gacgcataca aaaattgcac tgcaggacct ttaggttttc ttaaggacct tgcgtgtgct 22560
cgtgaatata atggtttgc tgtgttgctt cccattataa cagcagaaat gcaaattttg 22620
tatactagtt ctctagtagc ttctatggct tttggtggta ttactgcagc tgggtctata 22680
ccttttgcca cacaactgca ggctagaatt aatcacttgg gtattacca gtcacttttg 22740
ttgaagaatc aagaaaaaat tgetgcttcc ttaataaagg ccattggctg tatgcaggaa 22800
ggttttagaa gtacatctct agcattacaa caaattcaag atgttgtaa taagcagagt 22860
gctattctta ctgagactat ggcactactt aataaaaaat ttggtgctat ttcttctatg 22920
attcaagaaa tctaccagca acttgaogcc atacaagcaa atgctcaagt ggatcgtctt 22980
ataactggta gattgtcatc actttctggt ttagcatctg ctaagcaggc ggagcatatt 23040
agagtgtcac aacagcgtga gttagctact cagaaaatta atgagtgtgt taagtccagc 23100
tctattaggt actccttttg tggtaatgga cgacatgttc taaccatacc gcaaaatgca 23160
cctaattggta tagtgtttat acacttttct tatactccag atagttttgt taatgttact 23220
gcaatagtgg gtttttgggt aaagccagct aatgctagtc agtatgcaat agtaccgct 23280
aatggtaggg gtatttttat acaagttaat ggtagtactt acatccagc acgagatatg 23340
tatatgcaa gagctattac tgcaggagat atagttacgc ttacttcttg tcaagcaaat 23400
tatgtaagtg taaataagac cgtcattact acattcgtag acaatgatga ttttgathtt 23460
aatgacgaat tgtcaaaatg gtggaatgac actaagcatg agctaccaga ctttgacaaa 23520
ttcaattaca cagtacctat acttgacatt gatagtgaat ttgatcgtat tcaaggcgtt 23580
atacagggtc ttaatgactc ttaatatagc cttgaaaaac tttcaatact caaaacttat 23640
attaagtggc cttggatagt gtgggttagc atagcttttg ccaactattat ctteacttta 23700
atactaggat gggttttctt catgactgga tgttgggtt gttgtgtgg atgctttggc 23760
attatgcctc taatgagtaa gtgtggtaag aaatcttctt attacacgac ttttgataac 23820
gatgtgtaa cttacaata cagacctaaa aagtctgttt aatgattcaa agtcccacgt 23880
ccttctaata agtattaatt tttctttggg gtaaaactgt actaagtgtt tttagagagt 23940
ttattatagc gctccaacaa ctaatacaag ttttactcca aattatcaat agtaacttac 24000

```

-continued

```

agcctagact gaccctttgt cacagtctag actaatgtta aacttagaag caattattga 24060
aactggtgag caagtgatcc aaaaaatcag tttcaattta cagcatatct caagtgtatt 24120
aaacacagaa gtatttgacc cctttgacta ttgttattac agaggaggta atttttggga 24180
aatagagtca gctgaagatt gttcagggtga tgatgaatct attgaataag tcgctagagg 24240
aaaatggaag ttttctaaca gcgctttata tattttaggtg attttttagca ctttatcttc 24300
taggtagagc acttcaagca ttgttacagg ctgctgatgc ttgttggtta ttttggtata 24360
catgggtagt aattccagga gctaagggtga cagcctttgt atataagtat acatatggta 24420
gaaaacttaa caatccgga ttagaagcag ttattgtcaa cgagtttctt aagaacgggt 24480
ggaataataa aaatccagca aattttcaag atgtccaacg agacaaattg tactcttgac 24540
tttgaacagt cagttgagct ttttaagag tataatctat ttataactgc attcttggtg 24600
ttcttaacca taactactca gtatggctat gcaacaagaa gtaagtttat ttatatactg 24660
aaaatgatag tgttatggg cttttggccc cttaacattg cagttaggtg aatttcatgt 24720
atataccac caaacacagg aggtcttctc gcagcgataa tacttacagt gtttgcgtgt 24780
ctgtcttttg taggttattg gatccagagt attagactct ttaagcggtg taggtcatgg 24840
tggtcattta acccagaatc taatgcccga ggttcaatac tcctaactaa tggccaacaa 24900
tgtaattttg ctatagagag tgtgccaatg gtgctttctc caattataaa gaatggtgtt 24960
ctttattgtg agggtcagtg gcttgctaag tgtgaaccag accacttgcc taaagatata 25020
tttgtttgta caccggatag acgtaatac taccgtatgg tgcagaaata tactggtgac 25080
caaagcggaa ataagaaacg gtttgctacg tttgtctatg caaagcagtc agtagatact 25140
ggcgagctag aaagtgtagc aacaggaggg agtagtcttt acacctaact gtgtgtgtgt 25200
agagagtatt taaaattatt cttaaatagt gcctctatct taagagcga taatagtatt 25260
atttttgagg atattaatat aaatcctctc tgttttatac tctctttca agagctatta 25320
tttaaaaaac agtttttcca ctcttttggt ccaaaaaacta ttgttggttaa tgggtgaacc 25380
tttcaagtag ataatggaaa agtctactac gaaggaaaac caatttttca gaaaggttgt 25440
tgtaggttgt ggttgagtta taaaaagat taaactacct actacactta tttttataag 25500
aggcgtttta tcttacaagc gcttaataaa tacggacgat gaaatggctg actagttttg 25560
taagggcagt tatttcatgt tataaaacct tattattaac tcaattaaga gtattagata 25620
ggttaatctt agatcatgga ccaaaacaca tcttaacgtg tgttaggtgc gtgattttgt 25680
ttcaattaga tttagtctat aggttggcgt atacgcctac tcaatcgctg gtatgaataa 25740
tagtaaaagt aatccttttt gcggagcaat agcaagaaaa gcgcgaattt atctgagaga 25800
aggattagat tgtgtttact ttcttaacaa agcaggacaa gcagagtctt gtcccgcgtg 25860
tacctctcta gtattccagg gaaaaacttg tgaggaacac aaatataata ataactcttt 25920
gtcatggcaa gcggtaaagg aactggaaag acagatgccc cagctccagt catcaaaacta 25980
ggaggaccaa agccacctaa agttggttct tctggaatg tatcttggtt tcaagcaata 26040
aaagccaaga agttaaatc acctccgcct aagtttgaag gtagcgggtg tcctgataat 26100
gaaaatctaa aaccaagtca gcagcatgga tattggagac gccaaactag gtttaagcca 26160
ggtaaagggt gaagaaaacc agtcccagat gcttggtatt tttactatac tggaacagga 26220
ccagccgcta acctgaattg ggggatagc caagatggta tagtgggggt tgctggtaag 26280
ggtgctgata ctaaatctag atctaactcag ggtactcgtg actctgacaa gtttgaccaa 26340
tatccgctac ggttttcaga cggaggacct gatggttaatt tccgttggga tttcattcct 26400

```

-continued

```

ctgaatcgtg gcaggagtgg gagatcaaca gcagcttcat cagcagcacc tagtagagca 26460
ccatcacgtg aagtttcgcg tggtcgcagg agtggttctg aagatgatct tattgctcgt 26520
gcagcaagga taattcagga tcagcagaag aagggttctc gcattacaaa ggctaaggct 26580
gatgaaatgg ctcaccgocg gtattgcaag cgcactattc cacctaatta taaggttgat 26640
caagtgtttg gtccccgtac taaaggttaag gagggaaatt ttggtgatga caagatgaat 26700
gaggaaggtg ttaaggatgg gcgcggtaca gcaatgctca acctagtcc tagcagccat 26760
gcttgctctt tcggaagtag agtgacgccc agacttcaac cagatgggct gcacttgaaa 26820
tttgaattta ctactgtggt cccacgtgat gatccgcagt ttgataatta tgtaaaaatt 26880
tgtgatcagt gtgttgatgg tgtaggaaca cgtccaaaag atgatgaacc aagaccaaag 26940
tcacgctcaa gttcaagacc tgcaacaaga gaaattctc cagcgccaag acagcagcgc 27000
cctaagaagg agaaaaagcc aaagaagcag gatgatgaag tggataaagc attgacctca 27060
gatgaggaga ggaacaatgc acagctggaa ttgatgatg aaccaagggt aattaactgg 27120
ggggattcag ccctaggaga gaatgaactt tgagtataat tcaatagtaa gagttaagga 27180
agataggcat gtagcttgat tacctacatg tctatcgcca gggaaatgct taatttctct 27240
acttagtagc ctggaaaacga acggtagacc cttagatctt aatttagttt aatttttagt 27300
ttagtttaag ttagttaga gtaggataaa agatgccagt gccggggcca cgcggagtac 27360
gaccgagggt acagcactag gacgccatt aggggaagag ctaaatttta gtttaagtta 27420
agtttaattg gctatgtata gttaaaattt ataggctagt atagagttag agcaaaaaaa 27480
aaaaaaaaaa aaaaaaaaaa 27500

```

```

<210> SEQ ID NO 2
<211> LENGTH: 435
<212> TYPE: DNA
<213> ORGANISM: Infectious bronchitis virus

```

```

<400> SEQUENCE: 2

```

```

tctaaggctc atgagacaga ggaagtggat gctgtaggca ttctotcact ttgttctttt 60
gcagtagatc ctgcggatcc atattgtaaa tatgtggcag caggtaatca accttttaggt 120
aactgtgtta aaatgttgac agtacataat ggtagtgggt ttgcaataac atcaaagcca 180
agtccaactc cggatcagga ttcttatgga ggagcttctg tgtgtcttta ttgtagagca 240
catatagcac accttgccgg agcaggaaat ttagatggac gctgtcaatt taaaggttct 300
tttgtgcaaa tacctactac ggagaaagat cctgttggat tctgtctacg taacaaggtt 360
tgcactgttt gtcagtgttg gatttggtat ggatgtcagt gtgattcact tagacaacct 420
aaaccttctg ttcag 435

```

```

<210> SEQ ID NO 3
<211> LENGTH: 1563
<212> TYPE: DNA
<213> ORGANISM: Infectious bronchitis virus

```

```

<400> SEQUENCE: 3

```

```

ggtacaggct tgtttaaaat ttgcaacaaa gagtttagtg gtgttcaccc agcttatgca 60
gtcacaacta aggctcttgc tgcaacttat aaagttaatg atgaacttgc tgcacttgtt 120
aacgtggaag ctggttcaga aataacatat aaacatctta tttctttggt agggtttaag 180
atgagtgtta atgttgaagg ctgccacaac atgtttataa cacgtgatga ggctatccgc 240

```

-continued

aacgtaagag gttgggtagg tttgatgta gaagcaacac atgcttgccg tactaacatt	300
ggtactaacc tgcctttcca agtaggttcc tctactggcg cagactttgt agttacgcct	360
gagggacttg tagatacttc aataggcaat aattttgagc ctgtgaattc taaagcacct	420
ccaggtgaac aatttaatca cttgagagcg ttattcaaaa gtgctaaacc ttggcatgtt	480
gtaaggccaa ggattgtgca aatggttagcg gataacctgt gcaacgtttc agattgtgta	540
gtgtttgtca cgtgggtgca tggcctagaa ctaaccactt tgcgctattt tgttaaaata	600
ggcaaggacc aagtttgttc ttgcggttct agagcaacaa cttttaattc tcatactcag	660
gcttatgctt gttggaagca ttgcttgggt tttgattttg tttataatcc actcctagt	720
gatattcaac agtgggggta tcttggtaac ctacaattta accatgattt gcattgtaat	780
gtgcatggac acgcacatgt agcttctgcg gatgctatta tgacgcgttg tcttgcaatt	840
aataatgcat tttgtcaaga tgtcaactgg gatttaactt accctcatat agcaaatgag	900
gatgaagtca attctagctg tagatattta caacgcctgt atcttaatgc atgtgttgat	960
gctcttaaag ttaacgttgt ctatgatata ggcaacccta aaggatttaa atgtgttaga	1020
cgtggagact taaattttag attctatgat aagaatccaa tagtaccctaa tgtcaagcag	1080
tttgagtatg actataatca gcacaaagat aagtttgctg atggtctttg tatgttttgg	1140
aattgtaatg tggattgtta tcccagacaat tccttacttt gtaggtacga cacacgaaat	1200
ttgagtgtgt ttaacctacc tgggttgaat ggtggtagct tgtatgttaa caagcatgca	1260
ttccacacac ctaaatgtga tgcactagc tttcgtaatt tgaaagctat gccattcttt	1320
ttctatgact catcgccttg cgagaccatt caattggatg gagttgcgca agacctgtg	1380
tcattagcta cgaagattg tatcacaataa tgcaacatag gcggtgctgt ttgtaaaaag	1440
cacgcacaaa tgtatgcaga ttttgtgact tcttataatg cagctgttac tgetggtttt	1500
actttttggg ttactaataa ttttaacca tataatgtgt ggaaaagttt ttcagctctc	1560
cag	1563

<210> SEQ ID NO 4

<211> LENGTH: 1014

<212> TYPE: DNA

<213> ORGANISM: Infectious bronchitis virus

<400> SEQUENCE: 4

tctatcgaca atattgctta taatatgat aagggtggtc attatgatgc tattgcagga	60
gaaatgccca ctatcgtaac tggagataaa gtttttgta tagatcaagg cgtagaaaaa	120
gcagtttttt ttaatcaaac aattctgcct acatctgtag cgtttgagct gtatgcgaag	180
agaaatattc gcacactgcc aaacaaccgt attttgaaag gtttgggtgt agatgtgact	240
aatggatttg taatttggga ttacacgaac caaacaccac tataccgtaa tactgttaag	300
gtatgtgcat atacagacat agaaccacaaat ggccctaatag tgctgtatga tgatagatat	360
ggtgattacc agtcttttct agctgctgat aatgctgttt tagtttctac acagtgttac	420
aagcggattt cgtatgtaga aataccgtca aacctgcttg ttcagaacgg tattccgtta	480
aaagatggag cgaacctgta tgtttataag cgtgttaatg gtgcgtttgt tacgctacct	540
aacacaataa acacacaggg tcgaagtatt gaaacttttg aacctcgtag tgatgttgag	600
cgtgattttc tcgacatgct tgaggagagt tttgtagaaa agtatggtaa agaattaggt	660
ctacagcaca tactgtatgg tgaagttgat aagccccaat taggtggttt ccacactggt	720
ataggtatgt gcagactttt acgtgcgaat aagttgaacg caaagtctgt tactaattct	780

-continued

```

gattctgatg tcatgcaaaa ttattttgta ttggcagaca atggttccta caagcaagtg 840
tgtactgttg tggatttgcg gcttgatgat ttcttagaac ttcttaggaa catactgaaa 900
gagtatggta ctaataagtc taaagttgta acagtgcaaa ttgattacca tagcataaat 960
tttatgactt gggttgaaga tggcattatt aaaacatggt atccacagct tcaa 1014

```

```

<210> SEQ ID NO 5
<211> LENGTH: 909
<212> TYPE: DNA
<213> ORGANISM: Infectious bronchitis virus

```

```

<400> SEQUENCE: 5

```

```

tcagcatgga cgtgtgggta taatatgcct gaactttata aagttcagaa ttgtgttatg 60
gaaccttgca acattcctaa ttatgggtgt ggaatagcgt tgccaagtgg tattatgatg 120
aatgtggcaa agtatacaca actctgtcaa tacctttcga aaacaacaat gtgtgtaccg 180
cataatatgc gagtaatgca ttttgagcct ggaagtgaca aaggagtggg gccaggtagt 240
actgtttcta aacaatggct ccagaaggg acaactcctg tcgataatga tattgtagac 300
tatgtgtctg atgcacatgt ttctgtgctt tcagattgca ataaatataa gacagagcac 360
aagtttgatc ttgtgatatc tgatattgat acagacaatg attcaaaaag aaagcatgaa 420
ggcgtgatag ccaataatgg caatgatgac gttttcatat atctctcaag ttttcttctg 480
aataatttgg ctctaggtgg tagttttgct gtaaaagtga cagagacaag ttggcacgaa 540
gttttatatg acattgcaca ggattgtgca tgggtggacaa tgtttgttac agcagtgaat 600
gcctcttctt cagaagcatt cttgattggg gttaattatt tgggtgcaag tgaaaaggtt 660
aaggttagtg gaaaaacgct gcacgcaaat tatatatttt ggaggaattg taattattta 720
caaacctctg cttatagtat atttgacggt gctaagtttg atttgagatt gaaagcaacg 780
ccagttgtta atttgaaaac tgaacaaaag acagacttag tctttaattt aattaagtgt 840
ggtaagttac tggtaagaga tgttggtaac acctctttta ctagtgactc ttttgtgtgt 900
actatgtag 909

```

```

<210> SEQ ID NO 6
<211> LENGTH: 145
<212> TYPE: PRT
<213> ORGANISM: Infectious bronchitis virus

```

```

<400> SEQUENCE: 6

```

```

Ser Lys Gly His Glu Thr Glu Glu Val Asp Ala Val Gly Ile Leu Ser
1           5           10           15
Leu Cys Ser Phe Ala Val Asp Pro Ala Asp Thr Tyr Cys Lys Tyr Val
20           25           30
Ala Ala Gly Asn Gln Pro Leu Gly Asn Cys Val Lys Met Leu Thr Val
35           40           45
His Asn Gly Ser Gly Phe Ala Ile Thr Ser Lys Pro Ser Pro Thr Pro
50           55           60
Asp Gln Asp Ser Tyr Gly Gly Ala Ser Val Cys Leu Tyr Cys Arg Ala
65           70           75           80
His Ile Ala His Pro Gly Gly Ala Gly Asn Leu Asp Gly Arg Cys Gln
85           90           95
Phe Lys Gly Ser Phe Val Gln Ile Pro Thr Thr Glu Lys Asp Pro Val
100          105          110
Gly Phe Cys Leu Arg Asn Lys Val Cys Thr Val Cys Gln Cys Trp Ile

```

-continued

	115				120					125					
Gly	Tyr	Gly	Cys	Gln	Cys	Asp	Ser	Leu	Arg	Gln	Pro	Lys	Pro	Ser	Val
	130					135					140				
Gln															
145															

<210> SEQ ID NO 7
 <211> LENGTH: 521
 <212> TYPE: PRT
 <213> ORGANISM: Infectious bronchitis virus

<400> SEQUENCE: 7

Gly	Thr	Gly	Leu	Phe	Lys	Ile	Cys	Asn	Lys	Glu	Phe	Ser	Gly	Val	His
1				5					10					15	
Pro	Ala	Tyr	Ala	Val	Thr	Thr	Lys	Ala	Leu	Ala	Ala	Thr	Tyr	Lys	Val
			20					25					30		
Asn	Asp	Glu	Leu	Ala	Ala	Leu	Val	Asn	Val	Glu	Ala	Gly	Ser	Glu	Ile
		35					40					45			
Thr	Tyr	Lys	His	Leu	Ile	Ser	Leu	Leu	Gly	Phe	Lys	Met	Ser	Val	Asn
	50					55					60				
Val	Glu	Gly	Cys	His	Asn	Met	Phe	Ile	Thr	Arg	Asp	Glu	Ala	Ile	Arg
65					70					75					80
Asn	Val	Arg	Gly	Trp	Val	Gly	Phe	Asp	Val	Glu	Ala	Thr	His	Ala	Cys
			85						90					95	
Gly	Thr	Asn	Ile	Gly	Thr	Asn	Leu	Pro	Phe	Gln	Val	Gly	Phe	Ser	Thr
			100					105					110		
Gly	Ala	Asp	Phe	Val	Val	Thr	Pro	Glu	Gly	Leu	Val	Asp	Thr	Ser	Ile
		115					120					125			
Gly	Asn	Asn	Phe	Glu	Pro	Val	Asn	Ser	Lys	Ala	Pro	Pro	Gly	Glu	Gln
	130						135				140				
Phe	Asn	His	Leu	Arg	Ala	Leu	Phe	Lys	Ser	Ala	Lys	Pro	Trp	His	Val
145					150					155					160
Val	Arg	Pro	Arg	Ile	Val	Gln	Met	Leu	Ala	Asp	Asn	Leu	Cys	Asn	Val
				165					170					175	
Ser	Asp	Cys	Val	Val	Phe	Val	Thr	Trp	Cys	His	Gly	Leu	Glu	Leu	Thr
		180						185					190		
Thr	Leu	Arg	Tyr	Phe	Val	Lys	Ile	Gly	Lys	Asp	Gln	Val	Cys	Ser	Cys
	195						200					205			
Gly	Ser	Arg	Ala	Thr	Thr	Phe	Asn	Ser	His	Thr	Gln	Ala	Tyr	Ala	Cys
	210						215				220				
Trp	Lys	His	Cys	Leu	Gly	Phe	Asp	Phe	Val	Tyr	Asn	Pro	Leu	Leu	Val
225					230					235					240
Asp	Ile	Gln	Gln	Trp	Gly	Tyr	Ser	Gly	Asn	Leu	Gln	Phe	Asn	His	Asp
				245					250					255	
Leu	His	Cys	Asn	Val	His	Gly	His	Ala	His	Val	Ala	Ser	Ala	Asp	Ala
			260					265					270		
Ile	Met	Thr	Arg	Cys	Leu	Ala	Ile	Asn	Asn	Ala	Phe	Cys	Gln	Asp	Val
	275						280					285			
Asn	Trp	Asp	Leu	Thr	Tyr	Pro	His	Ile	Ala	Asn	Glu	Asp	Glu	Val	Asn
	290					295					300				
Ser	Ser	Cys	Arg	Tyr	Leu	Gln	Arg	Met	Tyr	Leu	Asn	Ala	Cys	Val	Asp
305					310					315					320
Ala	Leu	Lys	Val	Asn	Val	Val	Tyr	Asp	Ile	Gly	Asn	Pro	Lys	Gly	Ile
				325					330					335	

-continued

Lys Cys Val Arg Arg Gly Asp Leu Asn Phe Arg Phe Tyr Asp Lys Asn
 340 345 350
 Pro Ile Val Pro Asn Val Lys Gln Phe Glu Tyr Asp Tyr Asn Gln His
 355 360 365
 Lys Asp Lys Phe Ala Asp Gly Leu Cys Met Phe Trp Asn Cys Asn Val
 370 375 380
 Asp Cys Tyr Pro Asp Asn Ser Leu Val Cys Arg Tyr Asp Thr Arg Asn
 385 390 395 400
 Leu Ser Val Phe Asn Leu Pro Gly Cys Asn Gly Gly Ser Leu Tyr Val
 405 410 415
 Asn Lys His Ala Phe His Thr Pro Lys Phe Asp Arg Thr Ser Phe Arg
 420 425 430
 Asn Leu Lys Ala Met Pro Phe Phe Phe Tyr Asp Ser Ser Pro Cys Glu
 435 440 445
 Thr Ile Gln Leu Asp Gly Val Ala Gln Asp Leu Val Ser Leu Ala Thr
 450 455 460
 Lys Asp Cys Ile Thr Lys Cys Asn Ile Gly Gly Ala Val Cys Lys Lys
 465 470 475 480
 His Ala Gln Met Tyr Ala Asp Phe Val Thr Ser Tyr Asn Ala Ala Val
 485 490 495
 Thr Ala Gly Phe Thr Phe Trp Val Thr Asn Asn Phe Asn Pro Tyr Asn
 500 505 510
 Leu Trp Lys Ser Phe Ser Ala Leu Gln
 515 520

<210> SEQ ID NO 8

<211> LENGTH: 338

<212> TYPE: PRT

<213> ORGANISM: Infectious bronchitis virus

<400> SEQUENCE: 8

Ser Ile Asp Asn Ile Ala Tyr Asn Met Tyr Lys Gly Gly His Tyr Asp
 1 5 10 15
 Ala Ile Ala Gly Glu Met Pro Thr Ile Val Thr Gly Asp Lys Val Phe
 20 25 30
 Val Ile Asp Gln Gly Val Glu Lys Ala Val Phe Phe Asn Gln Thr Ile
 35 40 45
 Leu Pro Thr Ser Val Ala Phe Glu Leu Tyr Ala Lys Arg Asn Ile Arg
 50 55 60
 Thr Leu Pro Asn Asn Arg Ile Leu Lys Gly Leu Gly Val Asp Val Thr
 65 70 75 80
 Asn Gly Phe Val Ile Trp Asp Tyr Thr Asn Gln Thr Pro Leu Tyr Arg
 85 90 95
 Asn Thr Val Lys Val Cys Ala Tyr Thr Asp Ile Glu Pro Asn Gly Leu
 100 105 110
 Ile Val Leu Tyr Asp Asp Arg Tyr Gly Asp Tyr Gln Ser Phe Leu Ala
 115 120 125
 Ala Asp Asn Ala Val Leu Val Ser Thr Gln Cys Tyr Lys Arg Tyr Ser
 130 135 140
 Tyr Val Glu Ile Pro Ser Asn Leu Leu Val Gln Asn Gly Ile Pro Leu
 145 150 155 160
 Lys Asp Gly Ala Asn Leu Tyr Val Tyr Lys Arg Val Asn Gly Ala Phe
 165 170 175
 Val Thr Leu Pro Asn Thr Leu Asn Thr Gln Gly Arg Ser Tyr Glu Thr
 180 185 190

-continued

Phe Glu Pro Arg Ser Asp Val Glu Arg Asp Phe Leu Asp Met Ser Glu
 195 200 205
 Glu Ser Phe Val Glu Lys Tyr Gly Lys Glu Leu Gly Leu Gln His Ile
 210 215 220
 Leu Tyr Gly Glu Val Asp Lys Pro Gln Leu Gly Gly Leu His Thr Val
 225 230 235 240
 Ile Gly Met Cys Arg Leu Leu Arg Ala Asn Lys Leu Asn Ala Lys Ser
 245 250 255
 Val Thr Asn Ser Asp Ser Asp Val Met Gln Asn Tyr Phe Val Leu Ala
 260 265 270
 Asp Asn Gly Ser Tyr Lys Gln Val Cys Thr Val Val Asp Leu Leu Leu
 275 280 285
 Asp Asp Phe Leu Glu Leu Leu Arg Asn Ile Leu Lys Glu Tyr Gly Thr
 290 295 300
 Asn Lys Ser Lys Val Val Thr Val Ser Ile Asp Tyr His Ser Ile Asn
 305 310 315 320
 Phe Met Thr Trp Phe Glu Asp Gly Ile Ile Lys Thr Cys Tyr Pro Gln
 325 330 335
 Leu Gln

<210> SEQ ID NO 9
 <211> LENGTH: 302
 <212> TYPE: PRT
 <213> ORGANISM: Infectious bronchitis virus

<400> SEQUENCE: 9

Ser Ala Trp Thr Cys Gly Tyr Asn Met Pro Glu Leu Tyr Lys Val Gln
 1 5 10 15
 Asn Cys Val Met Glu Pro Cys Asn Ile Pro Asn Tyr Gly Val Gly Ile
 20 25 30
 Ala Leu Pro Ser Gly Ile Met Met Asn Val Ala Lys Tyr Thr Gln Leu
 35 40 45
 Cys Gln Tyr Leu Ser Lys Thr Thr Met Cys Val Pro His Asn Met Arg
 50 55 60
 Val Met His Phe Gly Ala Gly Ser Asp Lys Gly Val Ala Pro Gly Ser
 65 70 75 80
 Thr Val Leu Lys Gln Trp Leu Pro Glu Gly Thr Leu Leu Val Asp Asn
 85 90 95
 Asp Ile Val Asp Tyr Val Ser Asp Ala His Val Ser Val Leu Ser Asp
 100 105 110
 Cys Asn Lys Tyr Lys Thr Glu His Lys Phe Asp Leu Val Ile Ser Asp
 115 120 125
 Met Tyr Thr Asp Asn Asp Ser Lys Arg Lys His Glu Gly Val Ile Ala
 130 135 140
 Asn Asn Gly Asn Asp Asp Val Phe Ile Tyr Leu Ser Ser Phe Leu Arg
 145 150 155 160
 Asn Asn Leu Ala Leu Gly Gly Ser Phe Ala Val Lys Val Thr Glu Thr
 165 170 175
 Ser Trp His Glu Val Leu Tyr Asp Ile Ala Gln Asp Cys Ala Trp Trp
 180 185 190
 Thr Met Phe Cys Thr Ala Val Asn Ala Ser Ser Ser Glu Ala Phe Leu
 195 200 205
 Val Gly Val Asn Tyr Leu Gly Ala Ser Glu Lys Val Lys Val Ser Gly
 210 215 220

-continued

Lys Thr Leu His Ala Asn Tyr Ile Phe Trp Arg Asn Cys Asn Tyr Leu
 225 230 235 240

Gln Thr Ser Ala Tyr Ser Ile Phe Asp Val Ala Lys Phe Asp Leu Arg
 245 250 255

Leu Lys Ala Thr Pro Val Val Asn Leu Lys Thr Glu Gln Lys Thr Asp
 260 265 270

Leu Val Phe Asn Leu Ile Lys Cys Gly Lys Leu Leu Val Arg Asp Val
 275 280 285

Gly Asn Thr Ser Phe Thr Ser Asp Ser Phe Val Cys Thr Met
 290 295 300

<210> SEQ ID NO 10
 <211> LENGTH: 145
 <212> TYPE: PRT
 <213> ORGANISM: Artificial Sequence
 <220> FEATURE:
 <223> OTHER INFORMATION: Mutated Nsp10 sequence

<400> SEQUENCE: 10

Ser Lys Gly His Glu Thr Glu Glu Val Asp Ala Val Gly Ile Leu Ser
 1 5 10 15

Leu Cys Ser Phe Ala Val Asp Pro Ala Asp Thr Tyr Cys Lys Tyr Val
 20 25 30

Ala Ala Gly Asn Gln Pro Leu Gly Asn Cys Val Lys Met Leu Thr Val
 35 40 45

His Asn Gly Ser Gly Phe Ala Ile Thr Ser Lys Pro Ser Pro Thr Pro
 50 55 60

Asp Gln Asp Ser Tyr Gly Gly Ala Ser Val Cys Leu Tyr Cys Arg Ala
 65 70 75 80

His Ile Ala His Leu Gly Gly Ala Gly Asn Leu Asp Gly Arg Cys Gln
 85 90 95

Phe Lys Gly Ser Phe Val Gln Ile Pro Thr Thr Glu Lys Asp Pro Val
 100 105 110

Gly Phe Cys Leu Arg Asn Lys Val Cys Thr Val Cys Gln Cys Trp Ile
 115 120 125

Gly Tyr Gly Cys Gln Cys Asp Ser Leu Arg Gln Pro Lys Pro Ser Val
 130 135 140

Gln
 145

<210> SEQ ID NO 11
 <211> LENGTH: 521
 <212> TYPE: PRT
 <213> ORGANISM: Artificial Sequence
 <220> FEATURE:
 <223> OTHER INFORMATION: Mutated Nsp14 sequence

<400> SEQUENCE: 11

Gly Thr Gly Leu Phe Lys Ile Cys Asn Lys Glu Phe Ser Gly Val His
 1 5 10 15

Pro Ala Tyr Ala Val Thr Thr Lys Ala Leu Ala Ala Thr Tyr Lys Val
 20 25 30

Asn Asp Glu Leu Ala Ala Leu Val Asn Val Glu Ala Gly Ser Glu Ile
 35 40 45

Thr Tyr Lys His Leu Ile Ser Leu Leu Gly Phe Lys Met Ser Val Asn
 50 55 60

Val Glu Gly Cys His Asn Met Phe Ile Thr Arg Asp Glu Ala Ile Arg

-continued

65		70				75				80					
Asn	Val	Arg	Gly	Trp	Val	Gly	Phe	Asp	Val	Glu	Ala	Thr	His	Ala	Cys
				85					90					95	
Gly	Thr	Asn	Ile	Gly	Thr	Asn	Leu	Pro	Phe	Gln	Val	Gly	Phe	Ser	Thr
		100						105					110		
Gly	Ala	Asp	Phe	Val	Val	Thr	Pro	Glu	Gly	Leu	Val	Asp	Thr	Ser	Ile
		115					120					125			
Gly	Asn	Asn	Phe	Glu	Pro	Val	Asn	Ser	Lys	Ala	Pro	Pro	Gly	Glu	Gln
	130					135					140				
Phe	Asn	His	Leu	Arg	Ala	Leu	Phe	Lys	Ser	Ala	Lys	Pro	Trp	His	Val
145					150					155					160
Val	Arg	Pro	Arg	Ile	Val	Gln	Met	Leu	Ala	Asp	Asn	Leu	Cys	Asn	Val
				165					170						175
Ser	Asp	Cys	Val	Val	Phe	Val	Thr	Trp	Cys	His	Gly	Leu	Glu	Leu	Thr
			180					185					190		
Thr	Leu	Arg	Tyr	Phe	Val	Lys	Ile	Gly	Lys	Asp	Gln	Val	Cys	Ser	Cys
		195					200					205			
Gly	Ser	Arg	Ala	Thr	Thr	Phe	Asn	Ser	His	Thr	Gln	Ala	Tyr	Ala	Cys
	210					215					220				
Trp	Lys	His	Cys	Leu	Gly	Phe	Asp	Phe	Val	Tyr	Asn	Pro	Leu	Leu	Val
225					230					235					240
Asp	Ile	Gln	Gln	Trp	Gly	Tyr	Ser	Gly	Asn	Leu	Gln	Phe	Asn	His	Asp
				245					250						255
Leu	His	Cys	Asn	Val	His	Gly	His	Ala	His	Val	Ala	Ser	Ala	Asp	Ala
			260					265						270	
Ile	Met	Thr	Arg	Cys	Leu	Ala	Ile	Asn	Asn	Ala	Phe	Cys	Gln	Asp	Val
		275					280						285		
Asn	Trp	Asp	Leu	Thr	Tyr	Pro	His	Ile	Ala	Asn	Glu	Asp	Glu	Val	Asn
	290					295					300				
Ser	Ser	Cys	Arg	Tyr	Leu	Gln	Arg	Met	Tyr	Leu	Asn	Ala	Cys	Val	Asp
305					310					315					320
Ala	Leu	Lys	Val	Asn	Val	Val	Tyr	Asp	Ile	Gly	Asn	Pro	Lys	Gly	Ile
				325					330						335
Lys	Cys	Val	Arg	Arg	Gly	Asp	Leu	Asn	Phe	Arg	Phe	Tyr	Asp	Lys	Asn
			340					345					350		
Pro	Ile	Val	Pro	Asn	Val	Lys	Gln	Phe	Glu	Tyr	Asp	Tyr	Asn	Gln	His
		355					360						365		
Lys	Asp	Lys	Phe	Ala	Asp	Gly	Leu	Cys	Met	Phe	Trp	Asn	Cys	Asn	Val
	370					375					380				
Asp	Cys	Tyr	Pro	Asp	Asn	Ser	Leu	Leu	Cys	Arg	Tyr	Asp	Thr	Arg	Asn
385					390					395					400
Leu	Ser	Val	Phe	Asn	Leu	Pro	Gly	Cys	Asn	Gly	Gly	Ser	Leu	Tyr	Val
				405					410						415
Asn	Lys	His	Ala	Phe	His	Thr	Pro	Lys	Phe	Asp	Arg	Thr	Ser	Phe	Arg
			420						425					430	
Asn	Leu	Lys	Ala	Met	Pro	Phe	Phe	Phe	Tyr	Asp	Ser	Ser	Pro	Cys	Glu
		435					440						445		
Thr	Ile	Gln	Leu	Asp	Gly	Val	Ala	Gln	Asp	Leu	Val	Ser	Leu	Ala	Thr
	450					455						460			
Lys	Asp	Cys	Ile	Thr	Lys	Cys	Asn	Ile	Gly	Gly	Ala	Val	Cys	Lys	Lys
465					470					475					480
His	Ala	Gln	Met	Tyr	Ala	Asp	Phe	Val	Thr	Ser	Tyr	Asn	Ala	Ala	Val
				485					490						495

-continued

Thr Ala Gly Phe Thr Phe Trp Val Thr Asn Asn Phe Asn Pro Tyr Asn
 500 505 510

Leu Trp Lys Ser Phe Ser Ala Leu Gln
 515 520

<210> SEQ ID NO 12

<211> LENGTH: 338

<212> TYPE: PRT

<213> ORGANISM: Artificial Sequence

<220> FEATURE:

<223> OTHER INFORMATION: Mutated Nsp15 sequence

<400> SEQUENCE: 12

Ser Ile Asp Asn Ile Ala Tyr Asn Met Tyr Lys Gly Gly His Tyr Asp
 1 5 10 15

Ala Ile Ala Gly Glu Met Pro Thr Ile Val Thr Gly Asp Lys Val Phe
 20 25 30

Val Ile Asp Gln Gly Val Glu Lys Ala Val Phe Phe Asn Gln Thr Ile
 35 40 45

Leu Pro Thr Ser Val Ala Phe Glu Leu Tyr Ala Lys Arg Asn Ile Arg
 50 55 60

Thr Leu Pro Asn Asn Arg Ile Leu Lys Gly Leu Gly Val Asp Val Thr
 65 70 75 80

Asn Gly Phe Val Ile Trp Asp Tyr Thr Asn Gln Thr Pro Leu Tyr Arg
 85 90 95

Asn Thr Val Lys Val Cys Ala Tyr Thr Asp Ile Glu Pro Asn Gly Leu
 100 105 110

Ile Val Leu Tyr Asp Asp Arg Tyr Gly Asp Tyr Gln Ser Phe Leu Ala
 115 120 125

Ala Asp Asn Ala Val Leu Val Ser Thr Gln Cys Tyr Lys Arg Tyr Ser
 130 135 140

Tyr Val Glu Ile Pro Ser Asn Leu Leu Val Gln Asn Gly Ile Pro Leu
 145 150 155 160

Lys Asp Gly Ala Asn Leu Tyr Val Tyr Lys Arg Val Asn Gly Ala Phe
 165 170 175

Val Thr Leu Pro Asn Thr Ile Asn Thr Gln Gly Arg Ser Tyr Glu Thr
 180 185 190

Phe Glu Pro Arg Ser Asp Val Glu Arg Asp Phe Leu Asp Met Ser Glu
 195 200 205

Glu Ser Phe Val Glu Lys Tyr Gly Lys Glu Leu Gly Leu Gln His Ile
 210 215 220

Leu Tyr Gly Glu Val Asp Lys Pro Gln Leu Gly Gly Leu His Thr Val
 225 230 235 240

Ile Gly Met Cys Arg Leu Leu Arg Ala Asn Lys Leu Asn Ala Lys Ser
 245 250 255

Val Thr Asn Ser Asp Ser Asp Val Met Gln Asn Tyr Phe Val Leu Ala
 260 265 270

Asp Asn Gly Ser Tyr Lys Gln Val Cys Thr Val Val Asp Leu Leu Leu
 275 280 285

Asp Asp Phe Leu Glu Leu Leu Arg Asn Ile Leu Lys Glu Tyr Gly Thr
 290 295 300

Asn Lys Ser Lys Val Val Thr Val Ser Ile Asp Tyr His Ser Ile Asn
 305 310 315 320

Phe Met Thr Trp Phe Glu Asp Gly Ile Ile Lys Thr Cys Tyr Pro Gln
 325 330 335

-continued

Leu Gln

<210> SEQ ID NO 13

<211> LENGTH: 302

<212> TYPE: PRT

<213> ORGANISM: Artificial Sequence

<220> FEATURE:

<223> OTHER INFORMATION: Mutated Nsp16 sequence

<400> SEQUENCE: 13

Ser Ala Trp Thr Cys Gly Tyr Asn Met Pro Glu Leu Tyr Lys Val Gln
 1 5 10 15
 Asn Cys Val Met Glu Pro Cys Asn Ile Pro Asn Tyr Gly Val Gly Ile
 20 25 30
 Ala Leu Pro Ser Gly Ile Met Met Asn Val Ala Lys Tyr Thr Gln Leu
 35 40 45
 Cys Gln Tyr Leu Ser Lys Thr Thr Met Cys Val Pro His Asn Met Arg
 50 55 60
 Val Met His Phe Gly Ala Gly Ser Asp Lys Gly Val Ala Pro Gly Ser
 65 70 75 80
 Thr Val Leu Lys Gln Trp Leu Pro Glu Gly Thr Leu Leu Val Asp Asn
 85 90 95
 Asp Ile Val Asp Tyr Val Ser Asp Ala His Val Ser Val Leu Ser Asp
 100 105 110
 Cys Asn Lys Tyr Lys Thr Glu His Lys Phe Asp Leu Val Ile Ser Asp
 115 120 125
 Met Tyr Thr Asp Asn Asp Ser Lys Arg Lys His Glu Gly Val Ile Ala
 130 135 140
 Asn Asn Gly Asn Asp Asp Val Phe Ile Tyr Leu Ser Ser Phe Leu Arg
 145 150 155 160
 Asn Asn Leu Ala Leu Gly Gly Ser Phe Ala Val Lys Val Thr Glu Thr
 165 170 175
 Ser Trp His Glu Val Leu Tyr Asp Ile Ala Gln Asp Cys Ala Trp Trp
 180 185 190
 Thr Met Phe Cys Thr Ala Val Asn Ala Ser Ser Ser Glu Ala Phe Leu
 195 200 205
 Ile Gly Val Asn Tyr Leu Gly Ala Ser Glu Lys Val Lys Val Ser Gly
 210 215 220
 Lys Thr Leu His Ala Asn Tyr Ile Phe Trp Arg Asn Cys Asn Tyr Leu
 225 230 235 240
 Gln Thr Ser Ala Tyr Ser Ile Phe Asp Val Ala Lys Phe Asp Leu Arg
 245 250 255
 Leu Lys Ala Thr Pro Val Val Asn Leu Lys Thr Glu Gln Lys Thr Asp
 260 265 270
 Leu Val Phe Asn Leu Ile Lys Cys Gly Lys Leu Leu Val Arg Asp Val
 275 280 285
 Gly Asn Thr Ser Phe Thr Ser Asp Ser Phe Val Cys Thr Met
 290 295 300

The invention claimed is:

1. A live, attenuated coronavirus comprising a variant replicase gene encoding polypeptides comprising a mutation in one or both of non-structural protein(s) nsp-10 and nsp-14, wherein the variant replicase gene encodes a protein comprising an amino acid mutation of Pro to Leu at the position corresponding to position 85 of SEQ ID NO: 6, and/or wherein the variant replicase gene encodes a protein

60 comprising an amino acid mutation of Val to Leu at the position corresponding to position 393 of SEQ ID NO: 7.

2. The coronavirus according to claim 1 wherein the variant replicase gene encodes a protein comprising one or more amino acid mutations selected from:

65 an amino acid mutation of Leu to Ile at the position corresponding to position 183 of SEQ ID NO: 8; and

an amino acid mutation of Val to Ile at the position corresponding to position 209 of SEQ ID NO: 9.

3. The coronavirus according to claim 1 wherein the replicase gene encodes a protein comprising the amino acid mutations Val to Leu at the position corresponding to position 393 of SEQ ID NO: 7; Leu to Ile at the position corresponding to position 183 of SEQ ID NO: 8; and Val to Ile at the position corresponding to position 209 of SEQ ID NO: 9.

4. The coronavirus according to claim 1 wherein the replicase gene encodes a protein comprising the amino acid mutations Pro to Leu at the position corresponding to position 85 of SEQ ID NO: 6; Val to Leu at the position corresponding to position 393 of SEQ ID NO: 7; Leu to Ile at the position corresponding to position 183 of SEQ ID NO: 8; and Val to Ile at the position corresponding to position 209 of SEQ ID NO: 9.

5. The coronavirus according to claim 1 wherein the replicase gene comprises at least one nucleotide substitutions selected from:

- C to Tat nucleotide position 12137; and
 - G to C at nucleotide position 18114;
 - compared to the sequence shown as SEQ ID NO: 1;
 - and optionally, comprises one or more nucleotide substitutions selected from T to A at nucleotide position 19047; and
 - G to A at nucleotide position 20139;
- compared to the sequence shown as SEQ ID NO: 1.

6. The coronavirus according to claim 1 which is an infectious bronchitis virus (IBV).

7. The coronavirus according to claim 1 which is IBV M41.

8. The coronavirus according to claim 7, which comprises an S protein at least, part of which is from an IBV serotype other than M41.

9. The coronavirus according to claim 8, wherein the S1 subunit is from an IBV serotype other than M41.

10. The coronavirus according to claim 8, wherein the S protein is from an IBV serotype other than M41.

11. The coronavirus according to claim 1 which has reduced pathogenicity compared to a coronavirus expressing a corresponding wild-type replicase, wherein the virus is capable of replicating without being pathogenic to the embryo when administered to an embryonated egg.

12. A variant replicase gene as defined in claim 1.

13. A protein encoded by a variant coronavirus replicase gene according to claim 12.

14. A plasmid comprising a replicase gene according to claim 12.

15. A method for making the coronavirus according to claim 1 which comprises the following steps:

- (i) transfecting a plasmid according to claim 14 into a host cell;
- (ii) infecting the host cell with a recombining virus comprising the genome of a coronavirus strain with a replicase gene;
- (iii) allowing homologous recombination to occur between the replicase gene sequences in the plasmid and the corresponding sequences in the recombining virus genome to produce a modified replicase gene; and
- (iv) selecting for recombining virus comprising the modified replicase gene.

16. The method according to claim 15, wherein the recombining virus is a vaccinia virus.

17. The method according to claim 15 which also includes the step:

- (v) recovering recombinant coronavirus comprising the modified replicase gene from the DNA from the recombining virus from step (iv).

18. A cell capable of producing a coronavirus according to claim 1.

19. A vaccine comprising a coronavirus according to claim 1 and a pharmaceutically acceptable carrier.

20. A method for treating and/or preventing a disease in a subject which comprises the step of administering a vaccine according to claim 19 to the subject.

21. The method of claim 20, wherein the disease is infectious bronchitis (IB).

22. The method according to claim 20 wherein the method of administration is selected from the group consisting of; eye drop administration, intranasal administration, drinking water administration, post-hatch injection and in ovo injection.

23. The method according to claim 21 wherein the administration is in ovo vaccination.

24. A method for producing a vaccine according to claim 19, which comprises the step of infecting a cell according to claim 18 with a coronavirus according to claim 1.

25. The coronavirus according to claim 1, further comprising a mutation in one or both of nsp-15 and nsp-16.

* * * * *